



# Service Circular

## 2006 Maintenance Service Circular

Subject: 2006 Model Year Volkswagen Maintenance  
All Vehicles (except 2006 new Passat)

Date: November 30, 2005  
Number: VMS-05-15

MAINTENANCE SERVICE CIRCULAR, VMS-05-15 DATED November 30, 2005, SUPERSEDES MAINTENANCE SERVICE CIRCULAR VMS-05-11 DATED September 26, 2005.

This Service Circular contains the Perfect Delivery Inspection (PDI), Inventory Maintenance Checklist, Suggested Repair Times, and Scheduled Maintenance Intervals (by Engine) for 2006 model year Volkswagen vehicles (except 2006 new Passat)

**Note:** *Perfect Delivery Inspection (PDI) and Inventory Maintenance suggested repair times are applicable to United States only.*

### Updated information:

- Added 5.0L TDI and 3.6l FSI engine information.
- Added updated Perfect Delivery Inspection (PDI) information.

For states that require a manufacturer's statement regarding the delivery inspection procedure, the Perfect Delivery Inspection section of this Circular may be utilized for that purpose.

|  | <u>Page</u> |
|--|-------------|
| <i>Perfect Delivery Inspection (PDI) for Golf/GTI, Jetta Wagon, and New Beetle</i> | 2           |
| <i>Perfect Delivery Inspection (PDI) for Jetta, and new Passat</i>                 | 3           |
| <i>Perfect Delivery Inspection (PDI) for Phaeton</i>                               | 4           |
| <i>Perfect Delivery Inspection (PDI) for Touareg</i>                               | 5           |
| <i>Inventory Maintenance Checklist</i>   | 6           |
| <i>Suggested Repair Times</i>  | 7 - 9       |
| <i>Scheduled Maintenance Intervals (by Engine)</i>                                 | 10 - 29     |



# Golf/GTI, Jetta Wagon, New Beetle, Passat Wagon Perfect Delivery Technician Inspection (PDI)

Stock No.: \_\_\_\_\_ Dealer Number: \_\_\_\_\_ Model: \_\_\_\_\_

V.I.N.: \_\_\_\_\_ R.O. No.: \_\_\_\_\_

Radio/Immobilizer Serial No.: \_\_\_\_\_

Road test mileage out: \_\_\_\_\_ mileage in: \_\_\_\_\_

**Use workshop charger during inspection when ignition is ON; Set hand brake to turn OFF Day Time Running Lights**

### Under Hood Inspection:

- Remove battery cut-off relay (if applicable)
- Check engine oil – fill to maximum
- Check engine coolant – fill to maximum
- Check brake fluid, power steering fluid – fill to maximum
- Top off windshield washer solvent

### Exterior Inspection:

- Check operation of all exterior lights
- Convertible top operation (if applicable)
- Rollover protection operation – using VAS 5051 (if applicable)
- Front license plate bracket – install (if required, delivering dealer only)**

### Interior Inspection:

- Instrument cluster warning lights
- Check all ignition keys to ensure Immobilizer and central locking are programmed correctly/radio frequency remote coding key fobs
- Power windows (program one-touch feature and pinch protection feature)
- Seat memory/initialize programmable seats (if applicable)

### Radio/CD Inspection:

- Verify radio operates in AM, FM, and CD player/changer/ Satellite modes (if equipped) using applicable buttons and steering wheel functions
- Set memory preset stations to AM and FM stations with good reception quality

### On-Hoist Inspection:

- Perform visual inspection for leaks and damage: steering, brake system, CV-joint boots, hoses, fluid reservoirs
- Long member plugs/hoist pads (if applicable)
- Remove suspension blocks (if applicable)

### Road Test Inspection:

- Engine performance and acceleration
- Automatic transmission operation, including automatic shift lock function/kickdown function/Tiptronic®
- Brake system for function (including ABS)/parking brake operation – engage and disengage
- Steering for pulling/vibration/steering wheel alignment/telescope/tilt
- Unusual noises/vibrations
- Climate control/air conditioning/heater operation; 4-zone/2-zone CLIMATronic (if applicable)

### After Road Test Inspection:

- Interrogate fault memory using VAS 5051/5052; correct DTCs and attach printout to Repair Order


I certify that all operations have been completed and that this vehicle has been prepared in accordance with Volkswagen procedures and Quality Standards.

Technician Signature: \_\_\_\_\_

Date: \_\_\_\_\_

**Original** – Retain with RO in Service File

**Copy** – Retain in Sales Folder



11/2005

W42VWPDIENG5

# Jetta, new Passat Perfect Delivery Technician Inspection (PDI)



Stock No.: \_\_\_\_\_ Dealer Number: \_\_\_\_\_

V.I.N.: \_\_\_\_\_ R.O. No.: \_\_\_\_\_

Radio/Immobilizer Serial No.: \_\_\_\_\_

Road test mileage out: \_\_\_\_\_ mileage in: \_\_\_\_\_

**Use workshop charger during inspection when ignition is ON; Set service brake to turn OFF Day Time Running Lights**

## Under Hood Inspection:

- Check engine oil – fill to maximum (engine cold)
- Check engine coolant – fill to maximum (engine cold)
- Check brake fluid – fill to maximum
- Top off windshield washer solvent

## Exterior Inspection:

- Install security wheel lug bolts (if applicable)
- Place tow hook and security wheel bolt adapter in tool kit (if applicable)
- Install lower ventilation grilles in front spoiler using screws provided
- Install rear tow hook cover
- Front license plate bracket – install (if required) using alignment marks on bracket (delivering dealer only)**

## Interior Inspection:

- Deactivate “Transport” mode using VAS 5051/5052
- Set Service Reminder (if applicable)
- Activate Daytime Running Lights using VAS 5051/5052 (if applicable) – **mandatory for Canada**
- Check operation of all exterior lights
- Central locking system/remote functions/convenience function/passive function
- Door locks/rear lid/fuel filler flap switch
- Verify function of emergency key (if applicable)
- Power windows (program one-touch feature)
- Compass calibration/adjust to appropriate zone (if applicable)
- Navigation system: insert DVD/enter dealership address and store as a saved destination
- Tire Pressure Monitoring System – Check to make sure warning light is not illuminated
- Verify language and measurement functionality in multi-function display and navigation system (if applicable)

## Radio/CD Inspection:

- Verify radio operates in AM, FM, CD/MP3 player/changer/ and Satellite Radio modes (if equipped) using applicable buttons and steering wheel functions
- Set memory preset stations to AM and FM stations with good reception quality

## On-Hoist Inspection:

- Perform visual inspection for leaks and damage: steering, brake system, CV-joint boots, hoses, and fluid reservoirs
- Remove front suspension blockers (if applicable)

## Road Test Inspection:

- Engine performance and acceleration
- Automatic transmission operation, including automatic shift lock function/kickdown function/Tiptronic®
- Brake system for function (including ABS)/parking brake operation – engage and disengage
- Auto Hold operation/indicator light
- Steering for pulling/vibration/steering wheel alignment/telescope/tilt
- Unusual noises/vibrations
- Climate control/air conditioning/heater operation

## After Road Test Inspection:

- Interrogate fault memory using VAS 5051/5052; correct DTCs and attach printout to Repair Order
- Set readiness code using VAS 5051/5052 (if necessary) (Print and save GFF diagnosis log)

I certify that all operations have been completed and that this vehicle has been prepared in accordance with Volkswagen procedures and Quality Standards.

Technician Signature: \_\_\_\_\_ Date: \_\_\_\_\_

**Original** – Retain with RO in Service File

**Copy** – Retain in Sales Folder

# Phaeton Perfect Delivery Technician Inspection (PDI)



Stock No.: \_\_\_\_\_ Dealer Number: \_\_\_\_\_

V.I.N.: \_\_\_\_\_ R.O. No.: \_\_\_\_\_

Radio/Immobilizer Serial No.: \_\_\_\_\_

Road test mileage out: \_\_\_\_\_ mileage in: \_\_\_\_\_

**Use workshop charger during inspection when ignition is ON; Set service brake to turn OFF Day Time Running Lights**

## Under Hood Inspection:

- Top off windshield washer solvent to maximum
- Check brake fluid, power steering fluid—fill to maximum
- Check engine oil & coolant—fill to maximum

## Exterior Inspection:

- Front license plate bracket (if required, delivering dealer only)**
- Check operation of all exterior lights
- Washer spray jets function/aiming, including headlight washers
- Power Assist electric pull down feature (trunk lid)

## Interior Inspection:

- Remove battery cut-off relay
- Central locking system/remote functions/comfort function/keyless access/passive function
- Door locks/rear lid/fuel filler flap switches
- Check all ignition keys to ensure Immobilizer and central locking are programmed correctly
- Anti-theft alarm system: verify red light blinks on locked doors
- Power windows (program one-touch feature)

## Infotainment Inspection:

- Verify radio operates in AM, FM and CD/MP3 player/changer, Satellite Radio modes (if equipped) using applicable buttons and steering wheel functions
- Set memory preset stations to AM and FM stations with good reception quality
- Compass calibration/adjust to appropriate zone
- Tire Pressure Monitoring System – Store current tire pressure values
- Navigation system: insert DVD/enter dealership address and store as a saved destination

## On-Hoist Inspection:

- Perform visual inspection for leaks and damage: steering, brake system, CV-joint boots, hoses, fluid reservoirs

## Road Test Inspection:

- Engine performance and acceleration
- Automatic transmission operation, including automatic shift lock function/kickdown function/Tiptronic®
- Brake system for function (including ABS)/Parking brake operation—engage and disengage
- Steering for pulling/vibration/steering wheel alignment/telescope/tilt
- Unusual noises/vibrations
- Verify seat heating/cooling operation
- Climate control/air conditioning/heater operation

## After Road Test Inspection:


- Interrogate fault memory using VAS 5051/5052; correct DTCs and attach printout to Repair Order

I certify that all operations have been completed and that this vehicle has been prepared in accordance with Volkswagen procedures and Quality Standards.

Technician Signature: \_\_\_\_\_ Date: \_\_\_\_\_

**Original** – Retain with RO in Service File

**Copy** – Retain in Sales Folder



11/2005

W42PTNPDIENG5

.com



# Touareg Perfect Delivery Technician Inspection (PDI)

Stock No.: \_\_\_\_\_ Dealer Number: \_\_\_\_\_

V.I.N.: \_\_\_\_\_ R.O. No.: \_\_\_\_\_

Radio/Immobilizer Serial No.: \_\_\_\_\_

Road test mileage out: \_\_\_\_\_ mileage in: \_\_\_\_\_

**Use workshop charger during inspection when ignition is ON; Set service brake to turn OFF Day Time Running Lights**

### Under Hood Inspection:

- Check engine oil – fill to maximum (engine cold)
- Check engine coolant – fill to maximum (engine cold)
- Check brake fluid, power steering fluid – fill to maximum
- Top off windshield washer solvent

### Exterior Inspection:

- Check operation of all exterior lights
- Install roof rack (if ordered)
- Front license plate bracket – install (if required, delivering dealer only)**

### Interior Inspection:

- Remove battery cut-off relay (if necessary)
- Central locking system/remote functions/comfort function/passive function
- Door locks/rear tailgate, tailgate glass open/close operation/fuel filler flap switch
- Power windows (program one-touch feature)
- Navigation system/insert DVD/enter dealership address and store as a saved destination
- Compass calibration/adjust to appropriate zone

### Interior Inspection:

- Verify language and measurement functionality in multi function display and navigation system (if applicable)
- Tire Pressure Monitoring System - Store current tire pressure values
- Confirm air suspension settings (comfort, sport, auto) in IP display
- Confirm ride height level operation in IP display
- Confirm "Jack Mode" setting in IP display

### Radio/CD Inspection:

- Verify radio operates in AM, FM and CD/MP3 player/changer/ Satellite Radio modes (if equipped) using applicable buttons and steering wheel functions
- Set memory preset stations to AM and FM stations with good reception quality

### On-Hoist Inspection:

- Perform visual inspection for leaks and damage: steering, brake system, CV-joint boots, hoses, and fluid reservoirs.

### Road Test Inspection:

- Engine performance and acceleration
- Automatic transmission operation, including automatic shift lock function/kickdown function/Tiptronic®
- Check differential lock engagement/disengagement (if equipped)
- Brake system for function (including ABS) / Parking brake operation – engage and disengage
- Steering for pulling/vibration/steering wheel alignment/telescope/tilt
- Unusual noises/vibrations
- Climate control/air conditioning/heater operation

### After Road Test Inspection:

- Interrogate fault memory using VAS 5051/5052; correct DTCs and attach printout to Repair Order

### If Vehicle is for Showroom Display

- Install showroom charger to ensure battery remains charged at all times

I certify that all operations have been completed and that this vehicle has been prepared in accordance with Volkswagen procedures and Quality Standards.

Technician Signature: \_\_\_\_\_ Date: \_\_\_\_\_



# Service Circular

## 2006 Inventory Maintenance Checklist

Date: November 30, 2005  
Number: VMS-05-15

| Inventory Maintenance  | All 2006 models |
|--|-----------------|
| Check battery condition – (static voltage min. 12.5 Volts). Recharge if necessary.*<br>Note: Jump-starting may damage ECM. Record Midtronics code on warranty claim/R.O. | •               |
| Exterior and interior surfaces clean and free of environmental damage, scratches, etc.   | •               |
| Check tires for proper transportation inflation pressure. **   | •               |
| Drive vehicle a minimum of 1 mile (1.6 Kilometers).<br>Gradually apply brakes several times at 20 mph (32 km/h) to clean brake rotors.                                   | •               |
| Affix next 30-Day sticker. ***   | •               |
| If RAPGARD® has been removed, inspect paint for scratches, dings, or dents. If any defects are found, contact Service Manager to schedule immediate repair.              | •               |
| <b>Notes</b>   |                 |
| * If the battery is dead, disconnected or below 10 volts, use VAS 5051 / VAS 5052 to reset engine and transmission management systems to BASIC setting.                  |                 |
| ** Check transportation tire pressure every 90 days thereafter.  |                 |
| *** Perform the Inventory Maintenance <b>every 30 days</b> (i.e. 60, 60, 90, etc.), until the vehicle is purchased.  |                 |



# Service Circular

## 2006 Suggested Repair Times

Date: November 30, 2005

Number: VMS-05-15

| Labor operations                   | Engine  | Jetta/GLI | Golf/GTI | New Beetle | Touareg | Phaeton |
|------------------------------------|---|-----------|----------|------------|---------|---------|
| <b>Perfect Delivery Inspection</b> |   |           |          |            |         |         |
| 01 01 00 26                        | U.S. Only - Includes Car Wash, Interior Refresh and Rappard Removal | 85        | 60       | 60         | 130     | 130     |
| <b>Inventory Maintenance</b>       |   |           |          |            |         |         |
| 01 05 00 22                        | U.S. Only   | 25        | 25       | 25         | 25      | 25      |
| <b>At 5,000 Miles (8,000 Km)</b>   |   |           |          |            |         |         |
| 03 05 00 76                        | 4.2L V8   |           |          |            | 55      | 100     |
| 03 05 00 78                        | 1.8T  |           | 40       |            |         |         |
| 03 05 00 79                        | 2.0L  |           | 40       |            |         |         |
| 03 05 00 72                        | 2.0L TFSI   | 35        | N/A      |            |         |         |
| 03 05 00 73                        | 2.5L  | 35        | N/A      | 35         |         |         |
| 03 05 00 75                        | 3.2L V6   |           |          |            | 55      |         |
| N/A                                | 3.6L V6 FSI   |           |          |            | N/A     |         |
| 03 05 00 74                        | 1.9L TDI  | 50        | N/A      | 55         |         |         |
| 03 05 00 74                        | 5.0L V10 TDI  |           |          |            | 75      |         |
| 03 05 00 77                        | 6.0L V12  |           |          |            |         | 100     |
| <b>At 10,000 Miles (15,000 Km)</b> |   |           |          |            |         |         |
| 03 11 00 76                        | 4.2L V8   |           |          |            | 100     | 150     |
| 03 11 00 78                        | 1.8T  |           | 90       |            |         |         |
| 03 11 00 72                        | 2.0L TFSI   | 75        | N/A      |            |         |         |
| 03 11 00 79                        | 2.0L  |           | 80       |            |         |         |
| 03 11 00 73                        | 2.5L  | 75        | N/A      | 75         |         |         |
| 03 11 00 75                        | 3.2L V6   |           |          |            | 100     |         |
| N/A                                | 3.6L V6 FSI   |           |          |            | N/A     |         |
| 03 11 00 74                        | 1.9L TDI  | 90        | N/A      | 95         |         |         |
| 03 11 00 74                        | 5.0L V10 TDI  |           |          |            | 120     |         |
| 03 11 00 77                        | 6.0L V12  |           |          |            |         | 150     |



# Service Circular

## 2006 Suggested Repair Times

Date: November 30, 2005

Number: VMS-05-15

| Labor operations                   | Engine       | Jetta/GLI | Golf/GTI | New Beetle | Touareg | Phaeton |
|------------------------------------|--------------|-----------|----------|------------|---------|---------|
| <b>At 20,000 Miles (32,000 Km)</b> |              |           |          |            |         |         |
| 03 21 00 79                        | 2.0L         |           | 165      |            |         |         |
| 03 21 00 72                        | 2.0L TFSI    | 150       | N/A      |            |         |         |
| 03 21 00 78                        | 1.8T         |           | 175      |            |         |         |
| 03 21 00 76                        | 4.2L V8      |           |          |            | 190     | 230     |
| 03 21 00 73                        | 2.5L         | 150       | N/A      | 150        |         |         |
| 03 21 00 75                        | 3.2L V6      |           |          |            | 190     |         |
| N/A                                | 3.6L V6 FSI  |           |          |            | N/A     |         |
| 03 21 00 74                        | 1.9L TDI     | 175       | N/A      | 180        |         |         |
| 03 21 00 74                        | 5.0L V10 TDI |           |          |            | 260     |         |
| 03 21 00 77                        | 6.0L V12     |           |          |            |         | 230     |
| <b>At 30,000 Miles (48,000 Km)</b> |              |           |          |            |         |         |
| 03 30 00 79                        | 2.0L         |           | 80       |            |         |         |
| 03 30 00 72                        | 2.0L TFSI    | 75        | N/A      |            |         |         |
| 03 30 00 78                        | 1.8T         |           | 90       |            |         |         |
| 03 30 00 76                        | 4.2L V8      |           |          |            | 100     | 150     |
| 03 30 00 73                        | 2.5L         | 75        | N/A      | 75         |         |         |
| 03 30 00 75                        | 3.2L V6      |           |          |            | 100     |         |
| N/A                                | 3.6L V6 FSI  |           |          |            | N/A     |         |
| 03 30 00 74                        | 1.9L TDI     | 90        | N/A      | 95         |         |         |
| 03 30 00 74                        | 5.0L V10 TDI |           |          |            | 120     |         |
| 03 30 00 77                        | 6.0L V12     |           |          |            |         | 150     |





# Service Circular

## 2006 Suggested Repair Times

Date: November 30, 2005

Number: VMS-05-15

| Labor operations                   | Engine       | Jetta/GLI | Golf/GTI | New Beetle | Touareg | Phaeton |
|------------------------------------|--------------|-----------|----------|------------|---------|---------|
| <b>At 40,000 Miles (64,000 Km)</b> |              |           |          |            |         |         |
| 03 51 00 79                        | 2.0L         |           | 250      |            |         |         |
| 03 44 00 72                        | 2.0L TFSI    | 275       | N/A      |            |         |         |
| 03 51 00 78                        | 1.8T         |           | 175      |            |         |         |
| 03 44 00 76                        | 4.2L V8      |           |          |            | 220     | 260     |
| 03 44 00 73                        | 2.5L         | 275       | N/A      | 275        |         |         |
| 03 44 00 75                        | 3.2L V6      |           |          |            | 220     |         |
| N/A                                | 3.6L V6 FSI  |           |          |            | N/A     |         |
| 03 44 00 74                        | 1.9L TDI     | 215       | N/A      | 220        |         |         |
| 03 44 00 74                        | 5.0L V10 TDI |           |          |            | 290     |         |
| 03 44 00 77                        | 6.0L V12     |           |          |            |         | 390     |
| <b>At 50,000 Miles (80,000 Km)</b> |              |           |          |            |         |         |
| 03 51 00 79                        | 2.0L         |           | 80       |            |         |         |
| 03 51 00 72                        | 2.0L TFSI    | 75        | N/A      |            |         |         |
| 03 51 00 78                        | 1.8T         |           | 90       |            |         |         |
| 03 51 00 76                        | 4.2L V8      |           |          |            | 100     | 100     |
| 03 51 00 73                        | 2.5L         | 75        | N/A      | 75         |         |         |
| 03 51 00 75                        | 3.2L V6      |           |          |            | 100     |         |
| N/A                                | 3.6L V6 FSI  |           |          |            | N/A     |         |
| 03 51 00 74                        | 1.9L TDI     | 90        | N/A      | 95         |         |         |
| 03 51 00 74                        | 5.0L V10 TDI |           |          |            | 120     |         |
| 03 51 00 77                        | 6.0L V12     |           |          |            |         | 150     |



# Service Circular

## 2006 Scheduled Maintenance Intervals

Date: November 30, 2005  
Number: VMS-05-15

### 2.0 Liter Engine:

| Miles (in thousands)   | 5 | 10 | 15 | 20 | 25 | 30 | 35 | 40 | 45 | 50 | 55 | 60 | 65  | 70  | 75  | 80  | 85  | 90  | 95  | 100 |
|--|---|----|----|----|----|----|----|----|----|----|----|----|-----|-----|-----|-----|-----|-----|-----|-----|
| Kilometers (in thousands)  | 8 | 16 | 24 | 32 | 40 | 48 | 56 | 64 | 72 | 80 | 88 | 96 | 104 | 112 | 120 | 128 | 136 | 144 | 152 | 160 |
| Engine: Change engine oil and oil filter                                     | • | •  |    | •  |    | •  |    | •  |    | •  |    | •  |     | •   |     | •   |     | •   |     | •   |
| Engine: Check for leaks  |   |    |    | •  |    |    |    | •  |    |    |    | •  |     |     |     | •   |     |     |     | •   |
| Service interval display: Reset <i>(Where applicable)</i>                    | • | •  |    | •  |    | •  |    | •  |    | •  |    | •  |     | •   |     | •   |     | •   |     | •   |
| Exhaust system: Check for damage & leaks                                     |   |    |    | •  |    |    |    | •  |    |    |    | •  |     |     |     | •   |     |     |     | •   |
| Battery: Check   |   |    |    | •  |    |    |    | •  |    |    |    | •  |     |     |     | •   |     |     |     | •   |
| Door check straps: Lubricate   |   |    |    | •  |    |    |    | •  |    |    |    | •  |     |     |     | •   |     |     |     | •   |
| Dust & pollen filter: Replace <i>(Where applicable)</i>                      |   |    |    | •  |    |    |    | •  |    |    |    | •  |     |     |     | •   |     |     |     | •   |
| Cooling system: Check coolant level; add if necessary                        |   |    |    | •  |    |    |    | •  |    |    |    | •  |     |     |     | •   |     |     |     | •   |
| Windshield washer fluid: Check level; add if necessary                       |   | •  |    | •  |    | •  |    | •  |    | •  |    | •  |     | •   |     | •   |     | •   |     | •   |
| Automatic shift lock: Check operation including park/neutral position switch |   | •  |    | •  |    | •  |    | •  |    | •  |    | •  |     | •   |     | •   |     | •   |     | •   |
| Automatic transmission: Check for leaks                                      |   |    |    | •  |    |    |    | •  |    |    |    | •  |     |     |     | •   |     |     |     | •   |
| Manual transmission: Check oil level; add if necessary; check for leaks      |   |    |    | •  |    |    |    | •  |    |    |    | •  |     |     |     | •   |     |     |     | •   |
| Wiper blades: Check  |   |    |    |    |    |    |    | •  |    |    |    |    |     |     |     | •   |     |     |     | •   |
| Wheels: Rotate front to rear   |   | •  |    | •  |    | •  |    | •  |    | •  |    | •  |     | •   |     | •   |     | •   |     | •   |
| Tires/spare wheel: Check condition and pressure                              |   |    |    | •  |    |    |    | •  |    |    |    | •  |     |     |     | •   |     |     |     | •   |
| Brake system: Check for damage/leaks, brake pad thickness, brake fluid level |   | •  |    | •  |    | •  |    | •  |    | •  |    | •  |     | •   |     | •   |     | •   |     | •   |
| Drive shafts: Check boots  |   |    |    | •  |    |    |    | •  |    |    |    | •  |     |     |     | •   |     |     |     | •   |
| On-Board Diagnostic system: Check fault memory; erase if necessary           |   |    |    | •  |    |    |    | •  |    |    |    | •  |     |     |     | •   |     |     |     | •   |

☛ Continues at next page



# Service Circular


## 2006 Scheduled Maintenance Intervals

Date: November 30, 2005

Number: VMS-05-15

### 2.0 Liter Engine (cont'd):

| Miles (in thousands)  | 5 | 10 | 15 | 20 | 25 | 30 | 35 | 40 | 45 | 50 | 55 | 60 | 65  | 70  | 75  | 80  | 85  | 90  | 95  | 100 |
|---|---|----|----|----|----|----|----|----|----|----|----|----|-----|-----|-----|-----|-----|-----|-----|-----|
| Kilometers (in thousands)   | 8 | 16 | 24 | 32 | 40 | 48 | 56 | 64 | 72 | 80 | 88 | 96 | 104 | 112 | 120 | 128 | 136 | 144 | 152 | 160 |
| Timing belt: Check  |   |    |    |    |    |    |    |    |    |    |    | •  |     |     |     | •   |     |     |     | •   |
| Sunroof frame: Clean and lubricate  |   |    |    | •  |    |    |    | •  |    |    |    | •  |     |     |     | •   |     |     |     | •   |
| V-belt/ribbed belt: Check tension and condition; adjust if necessary  |   |    |    |    |    |    |    | •  |    |    |    |    |     |     |     | •   |     |     |     |     |
| Tire pressure monitoring system sensors: Check battery charge, replace wheel electronics and aluminum valve if necessary ( <i>Where applicable</i> )                |   | •  |    | •  |    | •  |    | •  |    | •  |    | •  |     | •   |     | •   |     | •   |     | •   |
| Tires: Check tread depth and adjust pressures if necessary  |   | •  |    | •  |    | •  |    | •  |    | •  |    | •  |     | •   |     | •   |     | •   |     | •   |
| Spark plugs: Replace  |   |    |    |    |    |    |    | •  |    |    |    |    |     |     |     | •   |     |     |     |     |
| Air cleaner: Replace filter   |   |    |    |    |    |    |    | •  |    |    |    |    |     |     |     | •   |     |     |     |     |
| Automatic transmission: Check ATF   |   |    |    |    |    |    |    | •  |    |    |    |    |     |     |     | •   |     |     |     |     |
| Automatic transmission final drive oil: Check level and for leaks; add if necessary   |   |    |    |    |    |    |    | •  |    |    |    | •  |     |     |     | •   |     |     |     | •   |
| Headlights: Check & adjust if necessary   |   |    |    | •  |    |    |    | •  |    |    |    | •  |     |     |     | •   |     |     |     | •   |
| Power steering: Check fluid level   |   |    |    |    |    |    |    | •  |    |    |    |    |     |     |     | •   |     |     |     |     |
| Front axle: Check dust seals on ball joints and tie rod ends; check tie rods  |   |    |    | •  |    |    |    | •  |    |    |    | •  |     |     |     | •   |     |     |     | •   |
| Check operation of convertible top and roll-over protection with convertible top open using VAS 5051  |   |    |    | •  |    |    |    | •  |    |    |    | •  |     |     |     | •   |     |     |     | •   |
| Road Test: Check kick down, braking, steering, heating and ventilation, air conditioning, power accessories and electrical systems                                  |   |    |    | •  |    |    |    | •  |    |    |    | •  |     |     |     | •   |     |     |     | •   |
| Every 12 months, regardless of mileage (kilometers): Perform visual check on Airbag system.   |   |    |    |    |    |    |    |    |    |    |    |    |     |     |     |     |     |     |     |     |
| Every 2 years, regardless of mileage (kilometers): Change brake fluid.  |   |    |    |    |    |    |    |    |    |    |    |    |     |     |     |     |     |     |     |     |
| Every 2 yrs or 20,000 miles (32,000 kilometers), whichever comes first: Check function of convertible top and check roll-over protection with convertible top open. |   |    |    |    |    |    |    |    |    |    |    |    |     |     |     |     |     |     |     |     |





# Service Circular

## 2006 Scheduled Maintenance Intervals

Date: November 30, 2005

Number: VMS-05-15

### 2.0 Liter TFSI Engine:

| Miles (in thousands)   | 5 | 10 | 15 | 20 | 25 | 30 | 35 | 40 | 45 | 50 | 55 | 60 | 65  | 70  | 75  | 80  | 85  | 90  | 95  | 100 |
|--|---|----|----|----|----|----|----|----|----|----|----|----|-----|-----|-----|-----|-----|-----|-----|-----|
| Kilometers (in thousands)  | 8 | 16 | 24 | 32 | 40 | 48 | 56 | 64 | 72 | 80 | 88 | 96 | 104 | 112 | 120 | 128 | 136 | 144 | 152 | 160 |
| Engine: Change engine oil and oil filter   | • | •  |    | •  |    | •  |    | •  |    | •  |    | •  |     | •   |     | •   |     | •   |     | •   |
| Engine: Check for leaks  |   |    |    | •  |    |    |    | •  |    |    |    | •  |     |     |     | •   |     |     |     | •   |
| Service interval display: Reset <i>(Where applicable)</i>                          | • | •  |    | •  |    | •  |    | •  |    | •  |    | •  |     | •   |     | •   |     | •   |     | •   |
| Exhaust system: Check for damage & leaks   |   |    |    | •  |    |    |    | •  |    |    |    | •  |     |     |     | •   |     |     |     | •   |
| Battery: Check   |   |    |    | •  |    |    |    | •  |    |    |    | •  |     |     |     | •   |     |     |     | •   |
| Door check straps: Lubricate   |   |    |    | •  |    |    |    | •  |    |    |    | •  |     |     |     | •   |     |     |     | •   |
| Dust & pollen filter: Replace <i>(Where applicable)</i>                            |   |    |    | •  |    |    |    | •  |    |    |    | •  |     |     |     | •   |     |     |     | •   |
| Cooling system: Check coolant level; add if necessary                              |   |    |    | •  |    |    |    | •  |    |    |    | •  |     |     |     | •   |     |     |     | •   |
| Windshield washer fluid: Check level; add if necessary                             |   | •  |    | •  |    | •  |    | •  |    | •  |    | •  |     | •   |     | •   |     | •   |     | •   |
| Automatic shift lock: Check operation including park/neutral position switch       |   | •  |    | •  |    | •  |    | •  |    | •  |    | •  |     | •   |     | •   |     | •   |     | •   |
| Automatic transmission: Check for leaks  |   |    |    | •  |    |    |    | •  |    |    |    | •  |     |     |     | •   |     |     |     | •   |
| Manual transmission: Check oil level; add if necessary; check for leaks            |   |    |    | •  |    |    |    | •  |    |    |    | •  |     |     |     | •   |     |     |     | •   |
| Haldex clutch: Change oil <i>(Where applicable)</i>                                |   |    |    |    |    |    |    | •  |    |    |    |    |     |     |     | •   |     |     |     |     |
| Direct Shift Transmission (DSG): Change fluid and filter <i>(Where applicable)</i> |   |    |    |    |    |    |    | •  |    |    |    |    |     |     |     | •   |     |     |     |     |
| Wiper blades: Check  |   |    |    |    |    |    |    | •  |    |    |    |    |     |     |     | •   |     |     |     |     |
| Wheels: Rotate front to rear   |   | •  |    | •  |    | •  |    | •  |    | •  |    | •  |     | •   |     | •   |     | •   |     | •   |
| Tires/spare wheel: Check condition and pressure                                    |   |    |    | •  |    |    |    | •  |    |    |    | •  |     |     |     | •   |     |     |     | •   |
| Brake system: Check for damage/leaks, brake pad thickness, brake fluid level       |   | •  |    | •  |    | •  |    | •  |    | •  |    | •  |     | •   |     | •   |     | •   |     | •   |
| Drive shafts: Check boots  |   |    |    | •  |    |    |    | •  |    |    |    | •  |     |     |     | •   |     |     |     | •   |
| On-Board Diagnostic system: Check fault memory; erase if necessary                 |   |    |    | •  |    |    |    | •  |    |    |    | •  |     |     |     | •   |     |     |     | •   |



# Service Circular

## 2006 Scheduled Maintenance Intervals

Date: November 30, 2005  
Number: VMS-05-15

### 2.0 Liter TFSI Engine (cont'd):

| Miles (in thousands)   | 5 | 10 | 15 | 20 | 25 | 30 | 35 | 40 | 45 | 50 | 55 | 60 | 65  | 70  | 75  | 80  | 85  | 90  | 95  | 100 |
|--|---|----|----|----|----|----|----|----|----|----|----|----|-----|-----|-----|-----|-----|-----|-----|-----|
| Kilometers (in thousands)  | 8 | 16 | 24 | 32 | 40 | 48 | 56 | 64 | 72 | 80 | 88 | 96 | 104 | 112 | 120 | 128 | 136 | 144 | 152 | 160 |
| Timing belt: Check   |   |    |    |    |    |    |    |    |    |    |    | •  |     |     |     | •   |     |     |     | •   |
| Sunroof frame: Clean and lubricate   |   |    |    | •  |    |    |    | •  |    |    |    | •  |     |     |     | •   |     |     |     | •   |
| V-belt/ribbed belt: Check tension and condition; adjust if necessary   |   |    |    |    |    |    |    | •  |    |    |    |    |     |     |     | •   |     |     |     |     |
| Tire pressure monitoring system sensors: Check battery charge, replace wheel electronics and aluminum valve if necessary ( <i>Where applicable</i> ) |   | •  |    | •  |    | •  |    | •  |    | •  |    | •  |     | •   |     | •   |     | •   |     | •   |
| Tires: Check tread depth and adjust pressures if necessary   |   | •  |    | •  |    | •  |    | •  |    | •  |    | •  |     | •   |     | •   |     | •   |     | •   |
| Spark plugs: Replace   |   |    |    |    |    |    |    |    |    |    |    | •  |     |     |     |     |     |     |     |     |
| Air cleaner: Replace filter  |   |    |    |    |    |    |    | •  |    |    |    |    |     |     |     | •   |     |     |     |     |
| Automatic transmission: Check ATF  |   |    |    |    |    |    |    | •  |    |    |    |    |     |     |     | •   |     |     |     |     |
| Automatic transmission final drive oil: Check level and for leaks; add if necessary  |   |    |    |    |    |    |    | •  |    |    |    |    |     |     |     | •   |     |     |     |     |
| Headlights: Check & adjust if necessary  |   |    |    | •  |    |    |    | •  |    |    |    | •  |     |     |     | •   |     |     |     | •   |
| Power steering: Check fluid level  |   |    |    |    |    |    |    | •  |    |    |    |    |     |     |     | •   |     |     |     |     |
| Front axle: check dust seals on ball joints and tie rod ends; check tie rods   |   |    |    | •  |    |    |    | •  |    |    |    | •  |     |     |     | •   |     |     |     | •   |
| Check operation of convertible top and roll-over protection with convertible top open using VAS 5051   |   |    |    | •  |    |    |    | •  |    |    |    | •  |     |     |     | •   |     |     |     | •   |
| Road Test: Check kick down, braking, steering, heating and ventilation, air conditioning, power accessories and electrical systems                   |   |    |    | •  |    |    |    | •  |    |    |    | •  |     |     |     | •   |     |     |     | •   |
| Every 12 months, regardless of mileage (kilometers): Perform visual check on Airbag system.  |   |    |    |    |    |    |    |    |    |    |    |    |     |     |     |     |     |     |     |     |
| Every 2 years, regardless of mileage (kilometers): Change brake fluid.   |   |    |    |    |    |    |    |    |    |    |    |    |     |     |     |     |     |     |     |     |
| Every 2 years, for vehicles driven less than 40,000 mile (60,000 km) in 2 years: Replace dust and pollen filter.                                     |   |    |    |    |    |    |    |    |    |    |    |    |     |     |     |     |     |     |     |     |
| Every 4 years, regardless of mileage (kilometers): Replace tire filler bottle (observe expiration date).   |   |    |    |    |    |    |    |    |    |    |    |    |     |     |     |     |     |     |     |     |
| Every 6 years, for vehicles driven less than 60,000 mile (90,000 km) in 6 years: Replace spark plugs (2.0L TFSI only).                               |   |    |    |    |    |    |    |    |    |    |    |    |     |     |     |     |     |     |     |     |
| Every 6 years, regardless of mileage (kilometers): Change tire pressure sensors (if available).  |   |    |    |    |    |    |    |    |    |    |    |    |     |     |     |     |     |     |     |     |



# Service Circular

## 2006 Scheduled Maintenance Intervals

Date: November 30, 2005  
Number: VMS-05-15

### 1.8 Liter Turbo Engine:

| Miles (in thousands)   | 5 | 10 | 15 | 20 | 25 | 30 | 35 | 40 | 45 | 50 | 55 | 60 | 65  | 70  | 75  | 80  | 85  | 90  | 95  | 100 |
|--|---|----|----|----|----|----|----|----|----|----|----|----|-----|-----|-----|-----|-----|-----|-----|-----|
| Kilometers (in thousands)  | 8 | 16 | 24 | 32 | 40 | 48 | 56 | 64 | 72 | 80 | 88 | 96 | 104 | 112 | 120 | 128 | 136 | 144 | 152 | 160 |
| Engine: Change engine oil and oil filter                                     | • | •  | •  | •  | •  | •  | •  | •  | •  | •  | •  | •  | •   | •   | •   | •   | •   | •   | •   | •   |
| Engine: Check for leaks  |   |    |    | •  |    |    |    | •  |    |    |    | •  |     |     |     | •   |     |     |     | •   |
| Service interval display: Reset <i>(Where applicable)</i>                    | • | •  |    | •  |    | •  |    | •  |    | •  |    | •  |     | •   |     | •   |     | •   |     | •   |
| Battery: Check   |   |    |    | •  |    |    |    | •  |    |    |    | •  |     |     |     | •   |     |     |     | •   |
| Door check straps: Lubricate   |   |    |    | •  |    |    |    | •  |    |    |    | •  |     |     |     | •   |     |     |     | •   |
| Dust & pollen filter: Replace <i>(Where applicable)</i>                      |   |    |    | •  |    |    |    | •  |    |    |    | •  |     |     |     | •   |     |     |     | •   |
| Cooling system: Check coolant level; add if necessary                        |   |    |    | •  |    |    |    | •  |    |    |    | •  |     |     |     | •   |     |     |     | •   |
| Wiper blades: Check  |   |    |    |    |    |    |    | •  |    |    |    |    |     |     |     | •   |     |     |     |     |
| Windshield washer fluid: Check level; add if necessary                       |   | •  |    | •  |    | •  |    | •  |    | •  |    | •  |     | •   |     | •   |     | •   |     | •   |
| Automatic shift lock: Check operation including park/neutral position switch |   | •  |    | •  |    | •  |    | •  |    | •  |    | •  |     | •   |     | •   |     | •   |     | •   |
| Automatic transmission: Check for leaks                                      |   |    |    | •  |    |    |    | •  |    |    |    | •  |     |     |     | •   |     |     |     | •   |
| Manual transmission: Check oil level; add if necessary; check for leaks      |   |    |    | •  |    |    |    | •  |    |    |    | •  |     |     |     | •   |     |     |     | •   |
| Wheels: Rotate front to rear   |   | •  |    | •  |    | •  |    | •  |    | •  |    | •  |     | •   |     | •   |     | •   |     | •   |
| Tires: Check tread depth and adjust pressure if necessary                    |   | •  |    | •  |    | •  |    | •  |    | •  |    | •  |     | •   |     | •   |     | •   |     | •   |
| Tires/spare wheel: Check condition and pressure                              |   |    |    | •  |    |    |    | •  |    |    |    | •  |     |     |     | •   |     |     |     | •   |
| Brake system: Check for damage/leaks, brake pad thickness, brake fluid level |   | •  |    | •  |    | •  |    | •  |    | •  |    | •  |     | •   |     | •   |     | •   |     | •   |
| Drive shafts: Check boots  |   |    |    | •  |    |    |    | •  |    |    |    | •  |     |     |     | •   |     |     |     | •   |
| On-Board Diagnostic system: Check fault memory; erase if necessary           |   |    |    | •  |    |    |    | •  |    |    |    | •  |     |     |     | •   |     |     |     | •   |
| Sunroof frame: Clean and lubricate   |   |    |    | •  |    |    |    | •  |    |    |    | •  |     |     |     | •   |     |     |     | •   |

☛ Continues at next page



# Service Circular

## 2006 Scheduled Maintenance Intervals

Date: November 30, 2005  
Number: VMS-05-15

### 1.8 Liter Turbo Engine (cont'd):

| Miles (in thousands)  | 5 | 10 | 15 | 20 | 25 | 30 | 35 | 40 | 45 | 50 | 55 | 60 | 65  | 70  | 75  | 80  | 85  | 90  | 95  | 100 |
|---|---|----|----|----|----|----|----|----|----|----|----|----|-----|-----|-----|-----|-----|-----|-----|-----|
| Kilometers (in thousands)   | 8 | 16 | 24 | 32 | 40 | 48 | 56 | 64 | 72 | 80 | 88 | 96 | 104 | 112 | 120 | 128 | 136 | 144 | 152 | 160 |
| Front axle: Check dust seals on ball joints and tie rod ends; check tie rods  |   |    |    | •  |    |    |    | •  |    |    |    | •  |     |     |     | •   |     |     |     | •   |
| Headlights: Check & adjust if necessary   |   |    |    | •  |    |    |    | •  |    |    |    | •  |     |     |     | •   |     |     |     | •   |
| Timing belt: Check condition  |   |    |    |    |    |    |    |    |    |    |    | •  |     |     |     | •   |     |     |     | •   |
| V-belt/ribbed belt: Check tension and condition; adjust if necessary  |   |    |    |    |    |    |    | •  |    |    |    |    |     |     |     | •   |     |     |     |     |
| Spark plugs: Replace  |   |    |    |    |    |    |    | •  |    |    |    |    |     |     |     | •   |     |     |     |     |
| Air cleaner: Replace filter   |   |    |    |    |    |    |    | •  |    |    |    |    |     |     |     | •   |     |     |     |     |
| Tire pressure monitoring system sensors: Check battery charge, replace wheel electronics and aluminum valve if necessary (where applicable)                         |   | •  |    | •  |    | •  |    | •  |    | •  |    | •  |     | •   |     | •   |     | •   |     | •   |
| Automatic transmission: Check ATF   |   |    |    |    |    |    |    | •  |    |    |    |    |     |     |     | •   |     |     |     |     |
| Exhaust system: Check for damage & leaks  |   |    |    | •  |    |    |    | •  |    |    |    | •  |     |     |     | •   |     |     |     | •   |
| Power steering: Check fluid level   |   |    |    |    |    |    |    | •  |    |    |    |    |     |     |     | •   |     |     |     |     |
| Automatic transmission final drive: Check oil level and for leaks; add if necessary   |   |    |    |    |    |    |    | •  |    |    |    | •  |     |     |     | •   |     |     |     | •   |
| Check operation of convertible top and roll-over protection with convertible top open using VAS 5051  |   |    |    | •  |    |    |    | •  |    |    |    | •  |     |     |     | •   |     |     |     | •   |
| Road Test: Check kickdown, braking, steering, heating and ventilation, air conditioning, power accessories and electrical systems                                   |   |    |    | •  |    |    |    | •  |    |    |    | •  |     |     |     | •   |     |     |     | •   |
| Every 12 months, regardless of mileage (kilometers): Perform visual check on Airbag system.   |   |    |    |    |    |    |    |    |    |    |    |    |     |     |     |     |     |     |     |     |
| Every 2 years, regardless of mileage (kilometers): Change brake fluid.  |   |    |    |    |    |    |    |    |    |    |    |    |     |     |     |     |     |     |     |     |
| Every 2 yrs or 20,000 miles (32,000 kilometers), whichever comes first: Check function of convertible top and check roll-over protection with convertible top open. |   |    |    |    |    |    |    |    |    |    |    |    |     |     |     |     |     |     |     |     |



# Service Circular

## 2006 Scheduled Maintenance Intervals

Date: November 30, 2005

Number: VMS-05-15

### 2.5 Liter Engine:

| Miles (in thousands)   | 5 | 10 | 15 | 20 | 25 | 30 | 35 | 40 | 45 | 50 | 55 | 60 | 65  | 70  | 75  | 80  | 85  | 90  | 95  | 100 |
|--|---|----|----|----|----|----|----|----|----|----|----|----|-----|-----|-----|-----|-----|-----|-----|-----|
| Kilometers (in thousands)  | 8 | 16 | 24 | 32 | 40 | 48 | 56 | 64 | 72 | 80 | 88 | 96 | 104 | 112 | 120 | 128 | 136 | 144 | 152 | 160 |
| Engine: Change engine oil and oil filter                                     | • | •  |    | •  |    | •  |    | •  |    | •  |    | •  |     | •   |     | •   |     | •   |     | •   |
| Engine: Check for leaks  |   |    |    | •  |    |    |    | •  |    |    |    | •  |     |     |     | •   |     |     |     | •   |
| Service interval display: Reset <i>(Where applicable)</i>                    | • | •  |    | •  |    | •  |    | •  |    | •  |    | •  |     | •   |     | •   |     | •   |     | •   |
| Exhaust system: Check for damage & leaks                                     |   |    |    | •  |    |    |    | •  |    |    |    | •  |     |     |     | •   |     |     |     | •   |
| Battery: Check   |   |    |    | •  |    |    |    | •  |    |    |    | •  |     |     |     | •   |     |     |     | •   |
| Door check straps: Lubricate   |   |    |    | •  |    |    |    | •  |    |    |    | •  |     |     |     | •   |     |     |     | •   |
| Dust & pollen filter: Replace <i>(Where applicable)</i>                      |   |    |    | •  |    |    |    | •  |    |    |    | •  |     |     |     | •   |     |     |     | •   |
| Cooling system: Check coolant level; add if necessary                        |   |    |    | •  |    |    |    | •  |    |    |    | •  |     |     |     | •   |     |     |     | •   |
| Wiper blades: Check  |   |    |    |    |    |    |    | •  |    |    |    |    |     |     |     | •   |     |     |     |     |
| Windshield washer fluid: Check level; add if necessary                       |   | •  |    | •  |    | •  |    | •  |    | •  |    | •  |     | •   |     | •   |     | •   |     | •   |
| Tires/spare wheel: Check condition and pressure                              |   |    |    | •  |    |    |    | •  |    |    |    | •  |     |     |     | •   |     |     |     | •   |
| Tires: Check tread depth and adjust pressures if necessary                   |   | •  |    | •  |    | •  |    | •  |    | •  |    | •  |     | •   |     | •   |     | •   |     | •   |
| Brake system: Check for damage/leaks, brake pad thickness, brake fluid level |   | •  |    | •  |    | •  |    | •  |    | •  |    | •  |     | •   |     | •   |     | •   |     | •   |
| Wheels: Rotate front to rear   |   | •  |    | •  |    | •  |    | •  |    | •  |    | •  |     | •   |     | •   |     | •   |     | •   |
| Spark plugs: Replace   |   |    |    |    |    |    |    | •  |    |    |    |    |     |     |     | •   |     |     |     | •   |
| Sunroof frame: Clean and lubricate   |   |    |    | •  |    |    |    | •  |    |    |    | •  |     |     |     | •   |     |     |     | •   |
| Air cleaner: Replace filter  |   |    |    |    |    |    |    | •  |    |    |    |    |     |     |     | •   |     |     |     | •   |
| Drive shafts: Check boots  |   |    |    | •  |    |    |    | •  |    |    |    | •  |     |     |     | •   |     |     |     | •   |
| On-Board Diagnostic system: Check fault memory; erase if necessary           |   |    |    | •  |    |    |    | •  |    |    |    | •  |     |     |     | •   |     |     |     | •   |

☛ Continues at next page





# Service Circular

## 2006 Scheduled Maintenance Intervals

Date: November 30, 2005

Number: VMS-05-15

### 2.5 Liter Engine (cont'd):

| Miles (in thousands)  | 5 | 10 | 15 | 20 | 25 | 30 | 35 | 40 | 45 | 50 | 55 | 60 | 65  | 70  | 75  | 80  | 85  | 90  | 95  | 100 |
|---|---|----|----|----|----|----|----|----|----|----|----|----|-----|-----|-----|-----|-----|-----|-----|-----|
| Kilometers (in thousands)   | 8 | 16 | 24 | 32 | 40 | 48 | 56 | 64 | 72 | 80 | 88 | 96 | 104 | 112 | 120 | 128 | 136 | 144 | 152 | 160 |
| Tire pressure monitoring systems sensors: check battery charge, replace wheel electronics and aluminum valve if necessary ( <i>Where applicable</i> )               |   | •  |    | •  |    | •  |    | •  |    | •  |    | •  |     | •   |     | •   |     | •   |     | •   |
| V-belt/ribbed belt: check tension and condition; adjust if necessary  |   |    |    |    |    |    |    | •  |    |    |    |    |     |     |     | •   |     |     |     |     |
| Automatic shift lock: check operation including park/neutral position switch  |   | •  |    | •  |    | •  |    | •  |    | •  |    | •  |     | •   |     | •   |     | •   |     | •   |
| Automatic transmission: check for leaks   |   |    |    | •  |    |    |    | •  |    |    |    | •  |     |     |     | •   |     |     |     | •   |
| Manual transmission: check oil level; add if necessary; check for leaks   |   |    |    | •  |    |    |    | •  |    |    |    | •  |     |     |     | •   |     |     |     | •   |
| Direct Shift Transmission (DSG): change transmission fluid and replace filter element ( <i>Where applicable</i> )   |   |    |    |    |    |    |    | •  |    |    |    |    |     |     |     | •   |     |     |     |     |
| Automatic transmission: check ATF   |   |    |    |    |    |    |    | •  |    |    |    |    |     |     |     | •   |     |     |     |     |
| Automatic transmission final drive oil: check level and for leaks; add if necessary   |   |    |    |    |    |    |    | •  |    |    |    |    |     |     |     | •   |     |     |     |     |
| Headlights: check & adjust if necessary   |   |    |    | •  |    |    |    | •  |    |    |    | •  |     |     |     | •   |     |     |     | •   |
| Underbody: check for damage   |   |    |    |    |    |    |    | •  |    |    |    |    |     |     |     | •   |     |     |     |     |
| Power steering: check fluid level   |   |    |    |    |    |    |    | •  |    |    |    |    |     |     |     | •   |     |     |     |     |
| Front axle: check dust seals on ball joints and tie rod ends; check tie rods  |   |    |    | •  |    |    |    | •  |    |    |    | •  |     |     |     | •   |     |     |     | •   |
| Road Test: check kick down, braking, steering, heating and ventilation, air conditioning, power accessories and electrical systems                                  |   |    |    | •  |    |    |    | •  |    |    |    | •  |     |     |     | •   |     |     |     | •   |
| Every 12 months, regardless of mileage (kilometers): Perform visual check on Airbag system.   |   |    |    |    |    |    |    |    |    |    |    |    |     |     |     |     |     |     |     |     |
| Every 2 years, regardless of mileage (kilometers): Change brake fluid.  |   |    |    |    |    |    |    |    |    |    |    |    |     |     |     |     |     |     |     |     |
| Every 2 years, for vehicles driven less than 40,000 mile (60,000 km) in 2 years : Replace dust and pollen filter.   |   |    |    |    |    |    |    |    |    |    |    |    |     |     |     |     |     |     |     |     |
| Every 2 yrs or 20,000 miles (32,000 kilometers), whichever comes first: Check function of convertible top and check roll-over protection with convertible top open. |   |    |    |    |    |    |    |    |    |    |    |    |     |     |     |     |     |     |     |     |
| Every 4 years, regardless of mileage (kilometers): Replace tire filler bottle (observe expiration date).  |   |    |    |    |    |    |    |    |    |    |    |    |     |     |     |     |     |     |     |     |
| Every 6 years, regardless of mileage (kilometers): Change tire pressure sensors (if available).   |   |    |    |    |    |    |    |    |    |    |    |    |     |     |     |     |     |     |     |     |



# Service Circular

## 2006 Scheduled Maintenance Intervals

Date: November 30, 2005

Number: VMS-05-15

### 3.2 Liter Engine

| Miles (in thousands)  | 5 | 10 | 15 | 20 | 25 | 30 | 35 | 40 | 45 | 50 | 55 | 60 | 65  | 70  | 75  | 80  | 85  | 90  | 95  | 100 |
|---|---|----|----|----|----|----|----|----|----|----|----|----|-----|-----|-----|-----|-----|-----|-----|-----|
| Kilometers (in thousands)   | 8 | 16 | 24 | 32 | 40 | 48 | 56 | 64 | 72 | 80 | 88 | 96 | 104 | 112 | 120 | 128 | 136 | 144 | 152 | 160 |
| Engine: Change engine oil and oil filter ( <i>Caution: for 6 cylinder engine use only oil fulfilling the VW 500 00, 501 01 or 502 00 specifications</i> ) | • | •  |    | •  |    | •  |    | •  |    | •  |    | •  |     | •   |     | •   |     | •   |     | •   |
| Engine: Check for leaks   |   |    |    | •  |    |    |    | •  |    |    |    | •  |     |     |     | •   |     |     |     | •   |
| Service interval display: reset ( <i>Where applicable</i> )   | • | •  |    | •  |    | •  |    | •  |    | •  |    | •  |     | •   |     | •   |     | •   |     | •   |
| Exhaust system: Check for damage or leaks   |   |    |    | •  |    |    |    | •  |    |    |    | •  |     |     |     | •   |     |     |     | •   |
| Battery: Check battery voltage (12.5v) ( <i>Recharge if necessary</i> )   |   | •  |    | •  |    | •  |    | •  |    | •  |    | •  |     | •   |     | •   |     | •   |     | •   |
| Door check straps: Lubricate  |   |    |    | •  |    |    |    | •  |    |    |    | •  |     |     |     | •   |     |     |     | •   |
| Wiper blades: Check   |   |    |    |    |    |    |    | •  |    |    |    |    |     |     |     | •   |     |     |     |     |
| Windshield washer fluid: Check level; add if necessary  |   | •  |    | •  |    | •  |    | •  |    | •  |    | •  |     | •   |     | •   |     | •   |     | •   |
| Dust & pollen filter: Replace ( <i>Where applicable</i> )   |   |    |    | •  |    |    |    | •  |    |    |    | •  |     |     |     | •   |     |     |     | •   |
| Automatic shift lock: Check operation including park/neutral/safety switch  |   | •  |    | •  |    | •  |    | •  |    | •  |    | •  |     | •   |     | •   |     | •   |     | •   |
| Automatic transmission: Check for leaks   |   |    |    | •  |    |    |    | •  |    |    |    | •  |     |     |     | •   |     |     |     | •   |
| Manual transmission: Check oil level; add if necessary; check for leaks   |   |    |    | •  |    |    |    | •  |    |    |    | •  |     |     |     | •   |     |     |     | •   |
| Tires/spare wheel: Check condition and pressure   |   |    |    | •  |    |    |    | •  |    |    |    | •  |     |     |     | •   |     |     |     | •   |
| Tires: Check tread depth and adjust pressure if necessary   |   | •  |    | •  |    | •  |    | •  |    | •  |    | •  |     | •   |     | •   |     | •   |     | •   |
| Tire pressure monitoring system sensors: Check battery charge, replace wheel electronics and aluminum valve if necessary ( <i>Where applicable</i> )      |   | •  |    | •  |    | •  |    | •  |    | •  |    | •  |     | •   |     | •   |     | •   |     | •   |
| Wheels: Rotate front to rear  |   | •  |    | •  |    | •  |    | •  |    | •  |    | •  |     | •   |     | •   |     | •   |     | •   |

☛ Continues at next page



# Service Circular

## 2006 Scheduled Maintenance Intervals

Date: November 30, 2005

Number: VMS-05-15

### 3.2 Liter Engine (cont.)

| Miles (in thousands)  | 5 | 10 | 15 | 20 | 25 | 30 | 35 | 40 | 45 | 50 | 55 | 60 | 65  | 70  | 75  | 80  | 85  | 90  | 95  | 100 |
|---|---|----|----|----|----|----|----|----|----|----|----|----|-----|-----|-----|-----|-----|-----|-----|-----|
| Kilometers (in thousands)   | 8 | 16 | 24 | 32 | 40 | 48 | 56 | 64 | 72 | 80 | 88 | 96 | 104 | 112 | 120 | 128 | 136 | 144 | 152 | 160 |
| Drive shafts: Check boots   |   |    |    | •  |    |    |    | •  |    |    |    | •  |     |     |     | •   |     |     |     | •   |
| On-Board Diagnostic system: Check fault memory; purge if necessary  |   |    |    | •  |    |    |    | •  |    |    |    | •  |     |     |     | •   |     |     |     | •   |
| Brake system: Check for damage/leaks, brake pad thickness, brake fluid level  |   | •  |    | •  |    | •  |    | •  |    | •  |    | •  |     | •   |     | •   |     | •   |     | •   |
| Cooling system: Check coolant level; add if necessary   |   |    |    | •  |    |    |    | •  |    |    |    | •  |     |     |     | •   |     |     |     | •   |
| Automatic transmission: Check ATF   |   |    |    |    |    |    |    | •  |    |    |    |    |     |     |     | •   |     |     |     |     |
| Front axle: Check dust seals on ball joints and tie rod ends; check tie rods  |   |    |    | •  |    |    |    | •  |    |    |    | •  |     |     |     | •   |     |     |     | •   |
| Air cleaner: Replace filter   |   |    |    |    |    |    |    | •  |    |    |    |    |     |     |     | •   |     |     |     |     |
| Headlights: Check & adjust if necessary   |   |    |    | •  |    |    |    | •  |    |    |    | •  |     |     |     | •   |     |     |     | •   |
| Interior/Exterior lights: Check function  |   |    |    |    |    |    |    | •  |    |    |    |    |     |     |     | •   |     |     |     |     |
| Sunroof frame: Clean and lubricate  |   |    |    | •  |    |    |    | •  |    |    |    | •  |     |     |     | •   |     |     |     | •   |
| Power steering: Check fluid level   |   |    |    |    |    |    |    | •  |    |    |    |    |     |     |     | •   |     |     |     |     |
| Spark plugs: Replace <i>(Except Touareg V8)</i>   |   |    |    |    |    |    |    | •  |    |    |    |    |     |     |     | •   |     |     |     |     |
| Air suspension: Check for damage or leaks   |   |    |    |    |    |    |    | •  |    |    |    |    |     |     |     | •   |     |     |     |     |
| Underbody: Check for damage   |   |    |    |    |    |    |    | •  |    |    |    |    |     |     |     | •   |     |     |     |     |
| V-belt/ribbed belt: Check; adjust if necessary  |   |    |    |    |    |    |    | •  |    |    |    |    |     |     |     | •   |     |     |     |     |
| Every 12 months, regardless of mileage (kilometers): Perform visual check on Airbag system.                                     |   |    |    |    |    |    |    |    |    |    |    |    |     |     |     |     |     |     |     |     |
| Every 2 years, regardless of mileage (kilometers): Change brake fluid and replace dust and pollen filter.                       |   |    |    |    |    |    |    |    |    |    |    |    |     |     |     |     |     |     |     |     |
| Every 4 years, for vehicles driven less than 60,000 miles (90,000 Km) in 6 years: Replace air filter element and clean housing. |   |    |    |    |    |    |    |    |    |    |    |    |     |     |     |     |     |     |     |     |
| Every 4 years, regardless of mileage (kilometers): Replace tire filler bottle (observe expiration date).                        |   |    |    |    |    |    |    |    |    |    |    |    |     |     |     |     |     |     |     |     |
| Every 4 years, for vehicles driven less than 40,000 miles (60,000 Km) in 4 years: Replace spark plugs                           |   |    |    |    |    |    |    |    |    |    |    |    |     |     |     |     |     |     |     |     |
| Every 6 years, regardless of mileage (kilometers): Change tire pressure sensors (if available).                                 |   |    |    |    |    |    |    |    |    |    |    |    |     |     |     |     |     |     |     |     |



# Service Circular

## 2006 Scheduled Maintenance Intervals

Date: November 30, 2005  
Number: VMS-05-15

### 3.6 Liter FSI Engine

| Miles (in thousands)  | 5 | 10 | 15 | 20 | 25 | 30 | 35 | 40 | 45 | 50 | 55 | 60 | 65  | 70  | 75  | 80  | 85  | 90  | 95  | 100 |
|---|---|----|----|----|----|----|----|----|----|----|----|----|-----|-----|-----|-----|-----|-----|-----|-----|
| Kilometers (in thousands)   | 8 | 16 | 24 | 32 | 40 | 48 | 56 | 64 | 72 | 80 | 88 | 96 | 104 | 112 | 120 | 128 | 136 | 144 | 152 | 160 |
| Engine: Change engine oil and oil filter ( <i>Caution: for 6 cylinder engine use only oil fulfilling the VW 500 00, 501 01 or 502 00 specifications</i> ) | • | •  |    | •  |    | •  |    | •  |    | •  |    | •  |     | •   |     | •   |     | •   |     | •   |
| Engine: Check for leaks   |   |    |    | •  |    |    |    | •  |    |    |    | •  |     |     |     | •   |     |     |     | •   |
| Service interval display: reset ( <i>Where applicable</i> )   | • | •  |    | •  |    | •  |    | •  |    | •  |    | •  |     | •   |     | •   |     | •   |     | •   |
| Exhaust system: Check for damage or leaks   |   |    |    | •  |    |    |    | •  |    |    |    | •  |     |     |     | •   |     |     |     | •   |
| Battery: Check battery voltage (12.5v) ( <i>Recharge if necessary</i> )   |   | •  |    | •  |    | •  |    | •  |    | •  |    | •  |     | •   |     | •   |     | •   |     | •   |
| Door check straps: Lubricate  |   |    |    | •  |    |    |    | •  |    |    |    | •  |     |     |     | •   |     |     |     | •   |
| Wiper blades: Check   |   |    |    |    |    |    |    | •  |    |    |    |    |     |     |     | •   |     |     |     |     |
| Windshield washer fluid: Check level; add if necessary  |   | •  |    | •  |    | •  |    | •  |    | •  |    | •  |     | •   |     | •   |     | •   |     | •   |
| Dust & pollen filter: Replace ( <i>Where applicable</i> )   |   |    |    |    |    |    |    | •  |    |    |    |    |     |     |     | •   |     |     |     |     |
| Automatic shift lock: Check operation including park/neutral/safety switch  |   | •  |    | •  |    | •  |    | •  |    | •  |    | •  |     | •   |     | •   |     | •   |     | •   |
| Automatic transmission: Check for leaks   |   |    |    | •  |    |    |    | •  |    |    |    | •  |     |     |     | •   |     |     |     | •   |
| Manual transmission: Check oil level; add if necessary; check for leaks   |   |    |    | •  |    |    |    | •  |    |    |    | •  |     |     |     | •   |     |     |     | •   |
| Tires/spare wheel: Check condition and pressure   |   |    |    | •  |    |    |    | •  |    |    |    | •  |     |     |     | •   |     |     |     | •   |
| Tires: Check tread depth and adjust pressure if necessary   |   | •  |    | •  |    | •  |    | •  |    | •  |    | •  |     | •   |     | •   |     | •   |     | •   |
| Tire pressure monitoring system sensors: Check battery charge, replace wheel electronics and aluminum valve if necessary ( <i>Where applicable</i> )      |   | •  |    | •  |    | •  |    | •  |    | •  |    | •  |     | •   |     | •   |     | •   |     | •   |
| Wheels: Rotate front to rear  |   | •  |    | •  |    | •  |    | •  |    | •  |    | •  |     | •   |     | •   |     | •   |     | •   |

☛ Continues at next page



# Service Circular

## 2006 Scheduled Maintenance Intervals

Date: November 30, 2005

Number: VMS-05-15

### 3.6 Liter FSI Engine (cont.)

| Miles (in thousands)  | 5 | 10 | 15 | 20 | 25 | 30 | 35 | 40 | 45 | 50 | 55 | 60 | 65  | 70  | 75  | 80  | 85  | 90  | 95  | 100 |
|---|---|----|----|----|----|----|----|----|----|----|----|----|-----|-----|-----|-----|-----|-----|-----|-----|
| Kilometers (in thousands)   | 8 | 16 | 24 | 32 | 40 | 48 | 56 | 64 | 72 | 80 | 88 | 96 | 104 | 112 | 120 | 128 | 136 | 144 | 152 | 160 |
| Drive shafts: Check boots   |   |    |    | •  |    |    |    | •  |    |    |    | •  |     |     |     | •   |     |     |     | •   |
| On-Board Diagnostic system: Check fault memory; purge if necessary  |   |    |    | •  |    |    |    | •  |    |    |    | •  |     |     |     | •   |     |     |     | •   |
| Brake system: Check for damage/leaks, brake pad thickness, brake fluid level                              |   | •  |    | •  |    | •  |    | •  |    | •  |    | •  |     | •   |     | •   |     | •   |     | •   |
| Cooling system: Check coolant level; add if necessary   |   |    |    | •  |    |    |    | •  |    |    |    | •  |     |     |     | •   |     |     |     | •   |
| Automatic transmission: Check ATF   |   |    |    |    |    |    |    | •  |    |    |    |    |     |     |     | •   |     |     |     |     |
| Front axle: Check dust seals on ball joints and tie rod ends; check tie rods                              |   |    |    | •  |    |    |    | •  |    |    |    | •  |     |     |     | •   |     |     |     | •   |
| Air cleaner: Replace filter   |   |    |    |    |    |    |    | •  |    |    |    |    |     |     |     | •   |     |     |     |     |
| Headlights: Check & adjust if necessary   |   |    |    | •  |    |    |    | •  |    |    |    | •  |     |     |     | •   |     |     |     | •   |
| Interior/Exterior lights: Check function  |   |    |    |    |    |    |    | •  |    |    |    |    |     |     |     | •   |     |     |     |     |
| Sunroof frame: Clean and lubricate  |   |    |    | •  |    |    |    | •  |    |    |    | •  |     |     |     | •   |     |     |     | •   |
| Power steering: Check fluid level   |   |    |    |    |    |    |    | •  |    |    |    |    |     |     |     | •   |     |     |     |     |
| Spark plugs: Replace <i>(Touareg 3.6L V6 engine only)</i>   |   |    |    |    |    |    |    | •  |    |    |    | •  |     |     |     | •   |     |     |     | •   |
| Air suspension: Check for damage or leaks   |   |    |    |    |    |    |    | •  |    |    |    |    |     |     |     | •   |     |     |     |     |
| Underbody: Check for damage   |   |    |    |    |    |    |    | •  |    |    |    |    |     |     |     | •   |     |     |     |     |
| V-belt/ribbed belt: Check; adjust if necessary  |   |    |    |    |    |    |    | •  |    |    |    |    |     |     |     | •   |     |     |     |     |
| Every 12 months, regardless of mileage (kilometers): Perform visual check on Airbag system.               |   |    |    |    |    |    |    |    |    |    |    |    |     |     |     |     |     |     |     |     |
| Every 2 years, regardless of mileage (kilometers): Change brake fluid and replace dust and pollen filter. |   |    |    |    |    |    |    |    |    |    |    |    |     |     |     |     |     |     |     |     |
| Every 4 years, regardless of mileage (kilometers): Replace tire filler bottle (observe expiration date).  |   |    |    |    |    |    |    |    |    |    |    |    |     |     |     |     |     |     |     |     |
| Every 4 years, for vehicles driven less than 40,000 miles (60,000 Km) in 4 years: Replace spark plugs     |   |    |    |    |    |    |    |    |    |    |    |    |     |     |     |     |     |     |     |     |
| Every 6 years, regardless of mileage (kilometers): Change tire pressure sensors (if available).           |   |    |    |    |    |    |    |    |    |    |    |    |     |     |     |     |     |     |     |     |



# Service Circular

## 2006 Scheduled Maintenance Intervals

Date: November 30, 2005

Number: VMS-05-15

### 4.2 Liter Engine

| Miles (in thousands)  | 5 | 10 | 15 | 20 | 25 | 30 | 35 | 40 | 45 | 50 | 55 | 60 | 65  | 70  | 75  | 80  | 85  | 90  | 95  | 100 |
|---|---|----|----|----|----|----|----|----|----|----|----|----|-----|-----|-----|-----|-----|-----|-----|-----|
| Kilometers (in thousands)   | 8 | 16 | 24 | 32 | 40 | 48 | 56 | 64 | 72 | 80 | 88 | 96 | 104 | 112 | 120 | 128 | 136 | 144 | 152 | 160 |
| Engine: Change engine oil and oil filter ( <i>Caution: for 8 cylinder engine use only oil fulfilling the VW 500 00, 501 01 or 502 00 specifications</i> ) | • | •  |    | •  |    | •  |    | •  |    | •  |    | •  |     | •   |     | •   |     | •   |     | •   |
| Engine: Check for leaks   |   |    |    | •  |    |    |    | •  |    |    |    | •  |     |     |     | •   |     |     |     | •   |
| Service interval display: Reset ( <i>Where applicable</i> )   | • | •  |    | •  |    | •  |    | •  |    | •  |    | •  |     | •   |     | •   |     | •   |     | •   |
| Exhaust system: Check for damage or leaks   |   |    |    | •  |    |    |    | •  |    |    |    | •  |     |     |     | •   |     |     |     | •   |
| Battery: Check battery voltage (12.5v) ( <i>Recharge if necessary</i> )   |   | •  |    | •  |    | •  |    | •  |    | •  |    | •  |     | •   |     | •   |     | •   |     | •   |
| Door check straps: Lubricate  |   |    |    | •  |    |    |    | •  |    |    |    | •  |     |     |     | •   |     |     |     | •   |
| Wipers blades: Check  |   |    |    |    |    |    |    | •  |    |    |    |    |     |     |     | •   |     |     |     |     |
| Windshield washer fluid: Check level; add if necessary  |   | •  |    | •  |    | •  |    | •  |    | •  |    | •  |     | •   |     | •   |     | •   |     | •   |
| Dust & pollen filter: Replace ( <i>Where applicable</i> )   |   |    |    | •  |    |    |    | •  |    |    |    | •  |     |     |     | •   |     |     |     | •   |
| Automatic shift lock: Check operation including park/neutral/safety switch  |   | •  |    | •  |    | •  |    | •  |    | •  |    | •  |     | •   |     | •   |     | •   |     | •   |
| Automatic transmission: Check for leaks   |   |    |    | •  |    |    |    | •  |    |    |    | •  |     |     |     | •   |     |     |     | •   |
| Manual transmission: Check oil level; add if necessary; check for leaks ( <i>Where applicable</i> )   |   |    |    | •  |    |    |    | •  |    |    |    | •  |     |     |     | •   |     |     |     | •   |
| Tire pressure monitoring system sensors: Check battery charge, replace wheel electronics and aluminum valve if necessary ( <i>Where applicable</i> )      |   | •  |    | •  |    | •  |    | •  |    | •  |    | •  |     | •   |     | •   |     | •   |     | •   |
| Tires: Check tread depth and adjust pressure if necessary   |   | •  |    | •  |    | •  |    | •  |    | •  |    | •  |     | •   |     | •   |     | •   |     | •   |
| Tires/spare wheel: Check condition and pressure   |   |    |    | •  |    |    |    | •  |    |    |    | •  |     |     |     | •   |     |     |     | •   |
| Wheels: Rotate front to rear  |   | •  |    | •  |    | •  |    | •  |    | •  |    | •  |     | •   |     | •   |     | •   |     | •   |

Continues at next page



# Service Circular

## 2006 Scheduled Maintenance Intervals

Date: November 30, 2005

Number: VMS-05-15

### 4.2 Liter Engine (cont.)

| Miles (in thousands)   | 5 | 10 | 15 | 20 | 25 | 30 | 35 | 40 | 45 | 50 | 55 | 60 | 65  | 70  | 75  | 80  | 85  | 90  | 95  | 100 |  |
|--|---|----|----|----|----|----|----|----|----|----|----|----|-----|-----|-----|-----|-----|-----|-----|-----|--|
| Kilometers (in thousands)  | 8 | 16 | 24 | 32 | 40 | 48 | 56 | 64 | 72 | 80 | 88 | 96 | 104 | 112 | 120 | 128 | 136 | 144 | 152 | 160 |  |
| Drive shafts: Check boots  |   |    |    | •  |    |    |    | •  |    |    |    | •  |     |     |     | •   |     |     |     | •   |  |
| On-Board Diagnostic system: Check fault memory; purge if necessary   |   |    |    | •  |    |    |    | •  |    |    |    | •  |     |     |     | •   |     |     |     | •   |  |
| Brake system: Check for damage/leaks, brake pad thickness, brake fluid level   |   | •  |    | •  |    | •  |    | •  |    | •  |    | •  |     | •   |     | •   |     | •   |     | •   |  |
| Cooling system: Check coolant level; add if necessary  |   |    |    | •  |    |    |    | •  |    |    |    | •  |     |     |     | •   |     |     |     | •   |  |
| Automatic transmission: Check ATF  |   |    |    | •  |    |    |    | •  |    |    |    | •  |     |     |     | •   |     |     |     | •   |  |
| Front axle: Check dust seals on ball joints and tie rod ends; check tie rods   |   |    |    | •  |    |    |    | •  |    |    |    | •  |     |     |     | •   |     |     |     | •   |  |
| Air cleaner: Replace filter  |   |    |    |    |    |    |    | •  |    |    |    |    |     |     |     | •   |     |     |     |     |  |
| Headlights: Check & adjust if necessary  |   |    |    | •  |    |    |    | •  |    |    |    | •  |     |     |     | •   |     |     |     | •   |  |
| Interior/Exterior lights: Check function   |   |    |    |    |    |    |    | •  |    |    |    |    |     |     |     | •   |     |     |     |     |  |
| Sunroof frame: Clean and lubricate   |   |    |    | •  |    |    |    | •  |    |    |    | •  |     |     |     | •   |     |     |     | •   |  |
| Power steering: Check fluid level  |   |    |    | •  |    |    |    | •  |    |    |    | •  |     |     |     | •   |     |     |     | •   |  |
| Spark plugs: Replace <i>(Touareg and Phaeton V8 only)</i>  |   |    |    |    |    |    |    |    |    |    |    | •  |     |     |     |     |     |     |     |     |  |
| Air suspension: Check for damage or leaks <i>(Where available)</i>   |   |    |    |    |    |    |    | •  |    |    |    |    |     |     |     | •   |     |     |     |     |  |
| Underbody: Check for damage  |   |    |    |    |    |    |    | •  |    |    |    |    |     |     |     | •   |     |     |     |     |  |
| Timing belt: Replace <i>(Touareg and Phaeton V8 only)</i>  |   |    |    |    |    |    |    |    |    |    |    |    |     |     |     | •   |     |     |     |     |  |
| Ribbed belt guide rollers: Replace <i>(Phaeton V8)</i>   |   |    |    |    |    |    |    |    |    |    |    |    |     |     |     | •   |     |     |     |     |  |
| V-belt/ribbed belt: Check; adjust if necessary   |   |    |    |    |    |    |    | •  |    |    |    |    |     |     |     | •   |     |     |     |     |  |
| Every 12 months, regardless of mileage (kilometers): Perform visual check on Airbag system.  |   |    |    |    |    |    |    |    |    |    |    |    |     |     |     |     |     |     |     |     |  |
| Every 2 years, regardless of mileage (kilometers): Change brake fluid and replace dust and pollen filter.                                      |   |    |    |    |    |    |    |    |    |    |    |    |     |     |     |     |     |     |     |     |  |
| Every 4 years, for vehicles driven less than 60,000 miles (90,000 Km) in 6 years: Replace air filter element and clean housing. (Touareg only) |   |    |    |    |    |    |    |    |    |    |    |    |     |     |     |     |     |     |     |     |  |
| Every 4 years, regardless of mileage (kilometers): Replace tire filler bottle (observe expiration date).                                       |   |    |    |    |    |    |    |    |    |    |    |    |     |     |     |     |     |     |     |     |  |
| Every 6 years, regardless of mileage (kilometers): Change tire pressure sensors (if available).  |   |    |    |    |    |    |    |    |    |    |    |    |     |     |     |     |     |     |     |     |  |
| Every 6 years, for vehicles driven less than 60,000 miles (90,000 Km) in 6 years: Replace spark plugs.   |   |    |    |    |    |    |    |    |    |    |    |    |     |     |     |     |     |     |     |     |  |



# Service Circular

## 2006 Scheduled Maintenance Intervals

Date: November 30, 2005

Number: VMS-05-15

### 1.9 Liter TDI Engine:

| Miles (in thousands)   | 5 | 10 | 15 | 20 | 25 | 30 | 35 | 40 | 45 | 50 | 55 | 60 | 65  | 70  | 75  | 80  | 85  | 90  | 95  | 100 |
|--|---|----|----|----|----|----|----|----|----|----|----|----|-----|-----|-----|-----|-----|-----|-----|-----|
| Kilometers (in thousands)  | 8 | 16 | 24 | 32 | 40 | 48 | 56 | 64 | 72 | 80 | 88 | 96 | 104 | 112 | 120 | 128 | 136 | 144 | 152 | 160 |
| Engine: Change engine oil and oil filter   | • | •  |    | •  |    | •  |    | •  |    | •  |    | •  |     | •   |     | •   |     | •   |     | •   |
| Engine: Check for leaks  |   |    |    | •  |    | •  |    | •  |    | •  |    | •  |     | •   |     | •   |     | •   |     | •   |
| Service interval display: Reset <i>(Where applicable)</i>  | • | •  |    | •  |    | •  |    | •  |    | •  |    | •  |     | •   |     | •   |     | •   |     | •   |
| Battery: Check   |   |    |    | •  |    | •  |    | •  |    | •  |    | •  |     | •   |     | •   |     | •   |     | •   |
| Door check straps: Lubricate   |   |    |    | •  |    | •  |    | •  |    | •  |    | •  |     | •   |     | •   |     | •   |     | •   |
| Wipers: Check  |   |    |    |    |    |    |    | •  |    |    |    |    |     |     |     | •   |     |     |     |     |
| Windshield washer fluid: Check level; add if necessary   |   | •  |    | •  |    | •  |    | •  |    | •  |    | •  |     | •   |     | •   |     | •   |     | •   |
| Dust & pollen filter: Replace <i>(Where applicable)</i>  |   |    |    | •  |    | •  |    | •  |    | •  |    | •  |     | •   |     | •   |     | •   |     | •   |
| Automatic shift lock: Check operation including park/neutral position switch   |   | •  |    | •  |    | •  |    | •  |    | •  |    | •  |     | •   |     | •   |     | •   |     | •   |
| Automatic transmission: Check for leaks  |   |    |    | •  |    | •  |    | •  |    | •  |    | •  |     | •   |     | •   |     | •   |     | •   |
| Manual transmission: Check oil level; add if necessary; check for leaks  |   |    |    | •  |    | •  |    | •  |    | •  |    | •  |     | •   |     | •   |     | •   |     | •   |
| Tire pressure monitoring system sensors: Check battery charge, replace wheel electronics and aluminum valve if necessary <i>(Where applicable)</i> |   | •  |    | •  |    | •  |    | •  |    | •  |    | •  |     | •   |     | •   |     | •   |     | •   |
| Tires: Check tread depth and adjust pressure if necessary  |   | •  |    | •  |    | •  |    | •  |    | •  |    | •  |     | •   |     | •   |     | •   |     | •   |
| Tires/spare wheel: Check condition and pressure  |   |    |    | •  |    | •  |    | •  |    | •  |    | •  |     | •   |     | •   |     | •   |     | •   |
| Wheels: Rotate front to rear   |   | •  |    | •  |    | •  |    | •  |    | •  |    | •  |     | •   |     | •   |     | •   |     | •   |
| Drive shafts: Check boots  |   |    |    | •  |    | •  |    | •  |    | •  |    | •  |     | •   |     | •   |     | •   |     | •   |
| On-Board Diagnostic system: Check fault memory; erase if necessary   |   |    |    | •  |    | •  |    | •  |    | •  |    | •  |     | •   |     | •   |     | •   |     | •   |
| Brake system: Check for damage/leaks, brake pad thickness, brake fluid level   |   | •  |    | •  |    | •  |    | •  |    | •  |    | •  |     | •   |     | •   |     | •   |     | •   |
| Rear spoiler: Lubricate <i>(New Beetle only)</i>   |   | •  |    | •  |    | •  |    | •  |    | •  |    | •  |     | •   |     | •   |     | •   |     | •   |





# Service Circular

## 2006 Scheduled Maintenance Intervals

Date: November 30, 2005  
Number: VMS-05-15

### 1.9 Liter TDI Engine (cont'd):

| Miles (in thousands)  | 5 | 10 | 15 | 20 | 25 | 30 | 35 | 40 | 45 | 50 | 55 | 60 | 65  | 70  | 75  | 80  | 85  | 90  | 95  | 100 |
|---|---|----|----|----|----|----|----|----|----|----|----|----|-----|-----|-----|-----|-----|-----|-----|-----|
| Kilometers (in thousands)   | 8 | 16 | 24 | 32 | 40 | 48 | 56 | 64 | 72 | 80 | 88 | 96 | 104 | 112 | 120 | 128 | 136 | 144 | 152 | 160 |
| Cooling system: Check coolant level; add if necessary   |   |    |    | •  |    |    |    | •  |    |    |    | •  |     |     |     | •   |     |     |     | •   |
| Automatic transmission: Check ATF   |   |    |    |    |    |    |    | •  |    |    |    |    |     |     |     | •   |     |     |     |     |
| Direct Shift Transmission (DSG): Change fluid and filter  |   |    |    |    |    |    |    | •  |    |    |    |    |     |     |     | •   |     |     |     |     |
| Front axle: Check dust seals on ball joints and tie rod ends; check tie rods  |   |    |    | •  |    |    |    | •  |    |    |    | •  |     |     |     | •   |     |     |     | •   |
| Air cleaner: Replace filter   |   |    |    |    |    |    |    | •  |    |    |    |    |     |     |     | •   |     |     |     |     |
| Headlights: Check & adjust if necessary   |   |    |    | •  |    |    |    | •  |    |    |    | •  |     |     |     | •   |     |     |     | •   |
| Exhaust system: Check for damage & leaks  |   |    |    | •  |    |    |    | •  |    |    |    | •  |     |     |     | •   |     |     |     | •   |
| Sunroof frame: Clean and lubricate  |   |    |    | •  |    |    |    | •  |    |    |    | •  |     |     |     | •   |     |     |     | •   |
| Power steering: Check fluid level   |   |    |    |    |    |    |    | •  |    |    |    |    |     |     |     | •   |     |     |     |     |
| Diesel particle filter: Check ( <i>Where applicable</i> )   |   |    |    |    |    |    |    |    |    |    |    |    |     |     |     |     |     |     |     | •   |
| Water separator: Drain water  | • | •  |    | •  |    | •  |    | •  |    | •  |    | •  |     | •   |     | •   |     | •   |     | •   |
| Fuel filter: Replace  |   |    |    | •  |    |    |    | •  |    |    |    | •  |     |     |     | •   |     |     |     | •   |
| Timing belt: Replace  |   |    |    |    |    |    |    |    |    |    |    |    |     |     |     | •   |     |     |     |     |
| V-belt/ribbed belt: Check; adjust if necessary  |   |    |    |    |    |    |    | •  |    |    |    |    |     |     |     | •   |     |     |     |     |
| Road Test: Check kickdown, braking, steering, heating and ventilation, air conditioning, power accessories and electrical systems |   |    |    | •  |    |    |    | •  |    |    |    | •  |     |     |     | •   |     |     |     | •   |
| Every 12 months, regardless of mileage (kilometers): Perform visual check on Airbag system.                                       |   |    |    |    |    |    |    |    |    |    |    |    |     |     |     |     |     |     |     |     |
| Every 2 years, regardless of mileage (kilometers): Change brake fluid.  |   |    |    |    |    |    |    |    |    |    |    |    |     |     |     |     |     |     |     |     |
| Every 2 years, for vehicles driven less than 40,000 miles (60,000 Km) in 2 years: Replace dust and pollen filter.                 |   |    |    |    |    |    |    |    |    |    |    |    |     |     |     |     |     |     |     |     |
| Every 4 years, regardless of mileage (kilometers): Replace tire filler bottle (observe expiration date).                          |   |    |    |    |    |    |    |    |    |    |    |    |     |     |     |     |     |     |     |     |
| Every 6 years, for vehicles driven less than 60,000 miles (90,000 Km) in 6 years: Replace air filter element and clean housing.   |   |    |    |    |    |    |    |    |    |    |    |    |     |     |     |     |     |     |     |     |
| Every 6 years, regardless of mileage (kilometers): Replace tire pressure sensors (if applicable)                                  |   |    |    |    |    |    |    |    |    |    |    |    |     |     |     |     |     |     |     |     |



# Service Circular

## 2006 Scheduled Maintenance Intervals

Date: November 30, 2005

Number: VMS-05-15

### 5.0 Liter 10 Cyl. TDI Diesel Engine

| Miles (in thousands)  | 5 | 10 | 15 | 20 | 25 | 30 | 35 | 40 | 45 | 50 | 55 | 60 | 65  | 70  | 75  | 80  | 85  | 90  | 95  | 100 |
|---|---|----|----|----|----|----|----|----|----|----|----|----|-----|-----|-----|-----|-----|-----|-----|-----|
| Kilometers (in thousands)   | 8 | 16 | 24 | 32 | 40 | 48 | 56 | 64 | 72 | 80 | 88 | 96 | 104 | 112 | 120 | 128 | 136 | 144 | 152 | 160 |
| Engine: Change engine oil and oil filter ( <i>Caution: for vehicle with 10 cylinder TDI engine use only oil fulfilling the VW 505 01 specifications with the viscosity 5W40</i> ) | • | •  |    | •  |    | •  |    | •  |    | •  |    | •  |     | •   |     | •   |     | •   |     | •   |
| Engine: Check for leaks   |   |    |    | •  |    |    |    | •  |    |    |    | •  |     |     |     | •   |     |     |     | •   |
| Exhaust system: Check for damage or leaks   |   |    |    | •  |    |    |    | •  |    |    |    | •  |     |     |     | •   |     |     |     | •   |
| Battery: Check battery voltage (12.5v) ( <i>Recharge if necessary</i> )   |   | •  |    | •  |    | •  |    | •  |    | •  |    | •  |     | •   |     | •   |     | •   |     | •   |
| Door check straps: Lubricate  |   |    |    | •  |    |    |    | •  |    |    |    | •  |     |     |     | •   |     |     |     | •   |
| Wipers: Check   |   |    |    |    |    |    |    | •  |    |    |    |    |     |     |     | •   |     |     |     |     |
| Windshield washer fluid: Check level; add if necessary  |   | •  |    | •  |    | •  |    | •  |    | •  |    | •  |     | •   |     | •   |     | •   |     | •   |
| Fuel filter: Replace  |   |    |    | •  |    |    |    | •  |    |    |    | •  |     |     |     | •   |     |     |     | •   |
| Interior/Exterior lights: Check function  |   |    |    |    |    |    |    | •  |    |    |    |    |     |     |     | •   |     |     |     |     |
| Dust & pollen filter: Replace ( <i>Where applicable</i> )   |   |    |    |    |    |    |    | •  |    |    |    |    |     |     |     | •   |     |     |     |     |
| Automatic shift lock: Check operation including park/neutral/safety switch  |   | •  |    | •  |    | •  |    | •  |    | •  |    | •  |     | •   |     | •   |     | •   |     | •   |
| Automatic transmission: Check for leaks   |   |    |    | •  |    |    |    | •  |    |    |    | •  |     |     |     | •   |     |     |     | •   |
| Manual transmission: Check oil level; add if necessary; check for leaks   |   |    |    | •  |    |    |    | •  |    |    |    | •  |     |     |     | •   |     |     |     | •   |
| Tire pressure monitoring system sensors: check battery charge, replace wheel electronics and aluminum valve if necessary ( <i>Where applicable</i> )                              |   | •  |    | •  |    | •  |    | •  |    | •  |    | •  |     | •   |     | •   |     | •   |     | •   |
| Tires: check tread depth and adjust pressure if necessary   |   | •  |    | •  |    | •  |    | •  |    | •  |    | •  |     | •   |     | •   |     | •   |     | •   |
| Tires/spare wheel: Check condition and pressure   |   |    |    | •  |    |    |    | •  |    |    |    | •  |     |     |     | •   |     |     |     | •   |
| Wheels: Rotate front to rear  |   | •  |    | •  |    | •  |    | •  |    | •  |    | •  |     | •   |     | •   |     | •   |     | •   |

Continues at next page



# Service Circular

## 2006 Scheduled Maintenance Intervals

Date: November 30, 2005

Number: VMS-05-15

### 5.0 Liter 10 Cyl. TDI Diesel Engine (cont.)

| Miles (in thousands)  | 5 | 10 | 15 | 20 | 25 | 30 | 35 | 40 | 45 | 50 | 55 | 60 | 65  | 70  | 75  | 80  | 85  | 90  | 95  | 100 |
|---|---|----|----|----|----|----|----|----|----|----|----|----|-----|-----|-----|-----|-----|-----|-----|-----|
| Kilometers (in thousands)   | 8 | 16 | 24 | 32 | 40 | 48 | 56 | 64 | 72 | 80 | 88 | 96 | 104 | 112 | 120 | 128 | 136 | 144 | 152 | 160 |
| Drive shafts: Check boots   |   |    |    | •  |    |    |    | •  |    |    |    | •  |     |     |     | •   |     |     |     | •   |
| On-Board Diagnostic system: Check fault memory; purge if necessary  |   |    |    | •  |    |    |    | •  |    |    |    | •  |     |     |     | •   |     |     |     | •   |
| Brake system: Check for damage/leaks, brake pad thickness, brake fluid level  |   | •  |    | •  |    | •  |    | •  |    | •  |    | •  |     | •   |     | •   |     | •   |     | •   |
| Cooling system: Check coolant level; add if necessary   |   |    |    | •  |    |    |    | •  |    |    |    | •  |     |     |     | •   |     |     |     | •   |
| Diesel particle filter: Replace   |   |    |    |    |    |    |    |    |    |    |    |    |     |     |     | •   |     |     |     |     |
| Diesel particle filter: Check soot load measurement   |   |    |    |    |    |    |    |    |    |    |    | •  |     |     |     | •   |     |     |     | •   |
| Additive container: Extract and add new additive  |   |    |    |    |    |    |    |    |    |    |    | •  |     |     |     |     |     |     |     |     |
| Automatic transmission: Check ATF   |   |    |    | •  |    |    |    | •  |    |    |    | •  |     |     |     | •   |     |     |     |     |
| Front axle: Check dust seals on ball joints and tie rod ends; check tie rods  |   |    |    | •  |    |    |    | •  |    |    |    | •  |     |     |     | •   |     |     |     | •   |
| Air cleaner: Replace filter   |   |    |    |    |    |    |    |    |    |    |    |    |     |     |     | •   |     |     |     |     |
| Headlights: Check & adjust if necessary   |   |    |    | •  |    |    |    | •  |    |    |    | •  |     |     |     | •   |     |     |     | •   |
| Air suspension: Check for damage or leaks   |   |    |    |    |    |    |    | •  |    |    |    |    |     |     |     | •   |     |     |     |     |
| Interior/Exterior lights: Check function  |   |    |    |    |    |    |    | •  |    |    |    |    |     |     |     | •   |     |     |     |     |
| Sunroof frame: Clean and lubricate  |   |    |    | •  |    |    |    | •  |    |    |    | •  |     |     |     | •   |     |     |     | •   |
| Power steering: Check fluid level   |   |    |    | •  |    |    |    | •  |    |    |    | •  |     |     |     | •   |     |     |     | •   |
| Water separator: Drain water  | • | •  |    | •  |    | •  |    | •  |    | •  |    | •  |     | •   |     | •   |     | •   |     | •   |
| Air suspension: Check for damage or leaks   |   |    |    |    |    |    |    | •  |    |    |    |    |     |     |     | •   |     |     |     |     |
| Underbody: Check for damage   |   |    |    |    |    |    |    | •  |    |    |    |    |     |     |     | •   |     |     |     |     |
| V-belt/ribbed belt: Check; adjust if necessary  |   |    |    |    |    |    |    | •  |    |    |    |    |     |     |     | •   |     |     |     |     |
| Every 12 months, regardless of mileage (kilometers): Perform visual check on Airbag system.   |   |    |    |    |    |    |    |    |    |    |    |    |     |     |     |     |     |     |     |     |
| Every 2 years, regardless of mileage (kilometers): Change brake fluid.  |   |    |    |    |    |    |    |    |    |    |    |    |     |     |     |     |     |     |     |     |
| Every 2 years, regardless of mileage (kilometers): Replace dust and pollen filter.  |   |    |    |    |    |    |    |    |    |    |    |    |     |     |     |     |     |     |     |     |
| Every 4 years, for vehicles driven less than 80,000 miles (120,000 Km) in 4 years: Additive container: Extract and add new additive |   |    |    |    |    |    |    |    |    |    |    |    |     |     |     |     |     |     |     |     |
| Every 4 years, for vehicles driven less than 60,000 miles (90,000 Km) in 6 years: Replace air filter element and clean housing.     |   |    |    |    |    |    |    |    |    |    |    |    |     |     |     |     |     |     |     |     |
| Every 4 years, regardless of mileage (kilometers): Replace tire filler bottle (observe expiration date).                            |   |    |    |    |    |    |    |    |    |    |    |    |     |     |     |     |     |     |     |     |
| Every 6 years, regardless of mileage (kilometers): Change tire pressure sensors (if available).                                     |   |    |    |    |    |    |    |    |    |    |    |    |     |     |     |     |     |     |     |     |



# Service Circular

## 2006 Scheduled Maintenance Intervals

Date: November 30, 2005

Number: VMS-05-15

### 6.0 Liter W12 Engine

| Miles (in thousands)   | 5 | 10 | 15 | 20 | 25 | 30 | 35 | 40 | 45 | 50 | 55 | 60 | 65  | 70  | 75  | 80  | 85  | 90  | 95  | 100 |
|--|---|----|----|----|----|----|----|----|----|----|----|----|-----|-----|-----|-----|-----|-----|-----|-----|
| Kilometers (in thousands)  | 8 | 16 | 24 | 32 | 40 | 48 | 56 | 64 | 72 | 80 | 88 | 96 | 104 | 112 | 120 | 128 | 136 | 144 | 152 | 160 |
| Engine: Change engine oil and oil filter ( <i>Caution: use only oil fulfilling the VW 500 00, 50501 and 502 00 specifications or with the viscosity 5W40</i> ) | • | •  |    | •  |    | •  |    | •  |    | •  |    | •  |     | •   |     | •   |     | •   |     | •   |
| Engine: Check for leaks  |   |    |    | •  |    |    |    | •  |    |    |    | •  |     |     |     | •   |     |     |     | •   |
| Service interval display: Reset ( <i>Where applicable</i> )  | • | •  |    | •  |    | •  |    | •  |    | •  |    | •  |     | •   |     | •   |     | •   |     | •   |
| Exhaust system: Check for damage or leaks  |   |    |    | •  |    |    |    | •  |    |    |    | •  |     |     |     | •   |     |     |     | •   |
| Battery: Check battery voltage (12.5v) ( <i>Recharge if necessary</i> )  |   | •  |    | •  |    | •  |    | •  |    | •  |    | •  |     | •   |     | •   |     | •   |     | •   |
| Door check straps: Lubricate   |   |    |    | •  |    |    |    | •  |    |    |    | •  |     |     |     | •   |     |     |     | •   |
| Wipers blades: Check   |   |    |    |    |    |    |    | •  |    |    |    |    |     |     |     | •   |     |     |     | •   |
| Windshield washer fluid: Check level; add if necessary   |   | •  |    | •  |    | •  |    | •  |    | •  |    | •  |     | •   |     | •   |     | •   |     | •   |
| Dust & pollen filter: Replace ( <i>Where applicable</i> )  |   |    |    | •  |    |    |    | •  |    |    |    | •  |     |     |     | •   |     |     |     | •   |
| Automatic shift lock: Check operation including park/neutral/safety switch   |   | •  |    | •  |    | •  |    | •  |    | •  |    | •  |     | •   |     | •   |     | •   |     | •   |
| Automatic transmission: Check for leaks  |   |    |    | •  |    |    |    | •  |    |    |    | •  |     |     |     | •   |     |     |     | •   |
| Tires/spare wheel: Check condition and pressure  |   |    |    | •  |    |    |    | •  |    |    |    | •  |     |     |     | •   |     |     |     | •   |
| Tire pressure monitoring system sensors: check battery charge, replace wheel electronics and aluminum valve if necessary ( <i>Where applicable</i> )           |   | •  |    | •  |    | •  |    | •  |    | •  |    | •  |     | •   |     | •   |     | •   |     | •   |
| Tires: Check tread depth and adjust pressure if necessary  |   | •  |    | •  |    | •  |    | •  |    | •  |    | •  |     | •   |     | •   |     | •   |     | •   |
| Wheels: Rotate front to rear   |   | •  |    | •  |    | •  |    | •  |    | •  |    | •  |     | •   |     | •   |     | •   |     | •   |
| Drive shafts: Check boots  |   |    |    | •  |    |    |    | •  |    |    |    | •  |     |     |     | •   |     |     |     | •   |
| On-Board Diagnostic system: Check fault memory; purge if necessary   |   |    |    | •  |    |    |    | •  |    |    |    | •  |     |     |     | •   |     |     |     | •   |
| Brake system: Check for damage/leaks, brake pad thickness, brake fluid level   |   | •  |    | •  |    | •  |    | •  |    | •  |    | •  |     | •   |     | •   |     | •   |     | •   |



# Service Circular

## 2006 Scheduled Maintenance Intervals

Date: November 30, 2005

Number: VMS-05-15

### 6.0 Liter W12 Engine (cont.)

| Miles (in thousands)  | 5 | 10 | 15 | 20 | 25 | 30 | 35 | 40 | 45 | 50 | 55 | 60 | 65  | 70  | 75  | 80  | 85  | 90  | 95  | 100 |
|---|---|----|----|----|----|----|----|----|----|----|----|----|-----|-----|-----|-----|-----|-----|-----|-----|
| Kilometers (in thousands)   | 8 | 16 | 24 | 32 | 40 | 48 | 56 | 64 | 72 | 80 | 88 | 96 | 104 | 112 | 120 | 128 | 136 | 144 | 152 | 160 |
| Cooling system: Check coolant level; add if necessary   |   |    |    | •  |    |    |    | •  |    |    |    | •  |     |     |     | •   |     |     |     | •   |
| Automatic transmission: Check ATF   |   |    |    | •  |    |    |    | •  |    |    |    | •  |     |     |     | •   |     |     |     | •   |
| Front axle: Check dust seals on ball joints and tie rod ends; check tie rods  |   |    |    | •  |    |    |    | •  |    |    |    | •  |     |     |     | •   |     |     |     | •   |
| Air cleaner: Replace filter   |   |    |    |    |    |    |    | •  |    |    |    |    |     |     |     | •   |     |     |     |     |
| Headlights: Check & adjust if necessary   |   |    |    | •  |    |    |    | •  |    |    |    | •  |     |     |     | •   |     |     |     | •   |
| Interior/Exterior lights: Check function  |   |    |    |    |    |    |    | •  |    |    |    |    |     |     |     | •   |     |     |     |     |
| Sunroof frame: Clean and lubricate  |   |    |    | •  |    |    |    | •  |    |    |    | •  |     |     |     | •   |     |     |     | •   |
| Power steering: Check fluid level   |   |    |    | •  |    |    |    | •  |    |    |    | •  |     |     |     | •   |     |     |     | •   |
| Spark plugs: Replace ( <i>Phaeton W12</i> )   |   |    |    |    |    |    |    | •  |    |    |    |    |     |     |     | •   |     |     |     |     |
| Air suspension: Check for damage or leaks   |   |    |    |    |    |    |    | •  |    |    |    |    |     |     |     | •   |     |     |     |     |
| Underbody: Check for damage   |   |    |    |    |    |    |    | •  |    |    |    |    |     |     |     | •   |     |     |     |     |
| V-belt/ribbed belt: Check; adjust if necessary  |   |    |    |    |    |    |    | •  |    |    |    |    |     |     |     | •   |     |     |     |     |
| Road Test: Check kickdown, braking, steering, heating and ventilation, air conditioning, power accessories and electrical systems |   |    |    | •  |    |    |    | •  |    |    |    | •  |     |     |     | •   |     |     |     | •   |
| Every 12 months, regardless of mileage (kilometers): Perform visual check on Airbag system.                                       |   |    |    |    |    |    |    |    |    |    |    |    |     |     |     |     |     |     |     |     |
| Every 2 years, regardless of mileage (kilometers): Change brake fluid and replace dust and pollen filter.                         |   |    |    |    |    |    |    |    |    |    |    |    |     |     |     |     |     |     |     |     |
| Every 4 years, regardless of mileage (kilometers): Replace tire filler bottle (observe expiration date).                          |   |    |    |    |    |    |    |    |    |    |    |    |     |     |     |     |     |     |     |     |
| Every 6 years, regardless of mileage (kilometers): Change tire pressure sensors (if available).                                   |   |    |    |    |    |    |    |    |    |    |    |    |     |     |     |     |     |     |     |     |