

Information that makes the difference®
Established in 1950

Alfa Romeo	7
Audi	8-11
Austin-Healey	12
BMW	12-15
Bosch	15, 16
Chevrolet	16-19
Ford	19, 20
GMC	19
Harley-Davidson	20
Honda	20
Jaguar	23
Jeep	24
Land Rover & Range Rover	25
Mercedes-Benz	25
MG	25
Mini	26
Morris Minor	25
Pontiac	27
Porsche	27, 28
Saab	28
Toyota	28
Triumph	29
Volkswagen	30-38
Volvo	38

Catalog By Subject


Driving	4, 5
Engineering & Performance	6, 7
Fuel Injection	15, 16
Order Form	21, 22
Reference	7
Turbocharging	6

2003 Winter Catalog 58a

800-423-4595
617-547-4170
617-876-9235 Fax

Bentley Publishers
Automotive Books & Manuals
a division of Robert Bentley, Inc.





Porsche: Excellence Was Expected

The Comprehensive History of the Company, its Cars and its Racing Heritage

by Karl Ludvigsen

\$239.95

Bentley Stock #GPEX

ISBN 0-8376-0235-1

Three volume hardcover set

1,574 pages

1,629 B&W photographs

151 color photographs and illustrations

When the first edition of *Porsche: Excellence Was Expected* was published in 1977, reviewers sang high praises for author Karl Ludvigsen and his monumental book:

"will quickly become the definitive authority on Porsche cars."

(*Old Car Illustrated*)

"If you could have only one book about our marque, this would be it"

(Jerry Sloniger, *Christophorus*)

Now Ludvigsen surpasses these achievements with this fully updated edition of *Porsche: Excellence Was Expected*. This new edition includes augmented and edited versions of the 32 chapters from the 1977 book, as well as an additional 29 chapters that cover Porsche's history through 2002.

This three-volume, 1,574-page set contains the photos and artwork from the original version, enhanced by over 742 new black and white photos and 50 new color drawings of Porsche production and racing cars which were commissioned specifically for this updated edition.


Author Ludvigsen has outdone himself in presenting the inner workings, masterpieces and failures of an independent automaker that has exerted a disproportionately powerful influence on the automotive industry.

If the first edition of *Excellence Was Expected* was "the definitive archetypal marque history," (Michael Scarlett, *Autocar*) this revision and update is much more so. Ludvigsen's masterwork is once again set to achieve new milestones, just as the company it chronicles continues to shape our very definition of the term "sports car."




Hotly chased by the rest of the field, two of the three Porsche 956s started the 1982 Le Mans race from the front row. Jacky Ickx and Derek Bell won in Number 1 and Jochen Mass and Vern Schuppan were second in a race that saw much of the opposition retire.

Photo courtesy the Ludvigsen Library



Also Available by author Karl Ludvigsen is Nicholas-Joseph Cugnot award winning **Battle for the Beetle.**

See page 35 for more information.



In 2003 Karl Ludvigsen was awarded the Friend of Automotive History Award, the highest honor bestowed by the Society of Automotive Historians. He is also a three-time winner of their Cugnot award for best book of the year. Ludvigsen has served as technical editor of *Auto Age* and *Sports Cars Illustrated* magazines, as east coast editor of *Motor Trend* and as editor of *Car and Driver*.

He is the author, co-author or editor of more than three dozen books and reports about cars and the motor industry. Ludvigsen's understanding of the automobile world has been facilitated by his training and experience in mechanical engineering (Massachusetts Institute of Technology) and industrial design (Pratt Institute). He has also worked on the inside of the motor industry at senior levels with General Motors, Fiat and Ford.

In 1983 he founded a management consultancy in London, now known as Euromotor Consultants, to conduct major research and analysis projects for blue-chip automotive clients in all parts of the world. Karl, who first visited Porsche in 1958, has been a member of the Society of Automotive Engineers since 1960. No one is more qualified or capable than Karl Ludvigsen to write the story of Porsche's rise from consultant to motorsports conqueror.

Alfa Romeo	7
Audi	8-11
Austin-Healey	12
BMW	12-15
Bosch	15, 16
Chevrolet	16-19
Ford	19, 20
GMC	19
Harley-Davidson	20
Honda	20
Jaguar	23
Jeep	24
Land Rover & Range Rover	25
Mercedes-Benz	25
MG	25
Mini	26
Morris Minor	25
Pontiac	27
Porsche	27, 28
Saab	28
Toyota	28
Triumph	29
Volkswagen	30-38
Volvo	38

Catalog By Subject

Driving	4, 5
Engineering & Performance	6, 7
Fuel Injection	15, 16
Order Form	21, 22
Reference	7
Turbocharging	6

2003 Winter Catalog 58a

800-423-4595
617-547-4170
617-876-9235 Fax

Bentley Publishers
Automotive Books & Manuals
a division of Robert Bentley, Inc.
Copyright ©2003 Robert Bentley, Inc.

1734 Massachusetts Avenue
Cambridge, MA 02138-1804 USA
617 547-4170 Telephone
617 876-9235 Fax

B

BENTLEY PUBLISHERS

Automotive Books & Manuals

Dear Friend,


"Information that makes the difference®" is what makes Bentley books such a tremendous value.

In our service manuals, it's that extra procedure step that's so often missing from other manuals, that crucial illustration, or the precise specifications and color-coded wiring diagrams that actually match your car. When using competitors' manuals, it's easy to get stuck halfway through a procedure because their information is often too general or unclear. We do the extra research, use extra illustrations, and include special tips to ensure that the service manual we put in your hands helps you finish repairs without frustration or guesswork.

In our enthusiast books *"Information that makes the difference®"* might mean driving tips that help you shave seconds off your lap times. Or tuning secrets to unlock your engine's hidden horsepower (what works, what doesn't, and why), and proven set-ups that take the guesswork out of vintage racing. *"Information that makes the difference®"* is advice on how to maintain and enjoy your off-road vehicle; everything from history to parts interchange, high performance tuning to off-road accessories.

Bentley authors and editors work hard to ensure that each of our books is the authoritative resource on its subject. I guarantee your satisfaction with every book you buy from us. If you're not completely satisfied, return your book within six weeks of purchase for a full refund.


Please visit www.BentleyPublishers.com for secure online ordering and additional product information.


 Michael Bentley
President

a division of Robert Bentley, Inc.
Established 1950



Bentley service technicians Bruce and Chris at work on the *BMW 5 Series Service Manual: 1997-2002*. An M62 eight cylinder engine can be seen in the foreground.



The Unfair Advantage

2nd Edition

by Mark Donohue

with Paul Van Valkenburgh

6-1/8 in. by 9-1/4 in., 368 pages

53 color photos, 87 B&W

ISBN 0-8376-0073-1 hardcover

ISBN 0-8376-0069-3 paperback

GDDO \$49.95 hardcover


GDDS \$24.95 paperback

In 1974 Mark Donohue took a year off from driving at the height of his racing career and wrote *The Unfair Advantage*, a candid and revealing book about his journey through the world of auto racing—from amateur races in his own '57 Corvette to winning the Indy 500 in Roger Penske's McLaren M16.

Yet there is nothing sensational about Donohue's story—this is not a tale of fame and fortune, nor an exposé of the scandalous off-track lives of race-car drivers. Rather Donohue presents a fascinating and focused behind-the-scenes look at how a champion driver—who won virtually every racing class he competed in—prepared himself and his cars to win.

With characteristic modesty, Donohue is quick to attribute much of his racing success to the many "unfair advantages" he had over his competitors, such as more powerful engines, better tires, and a more professional crew. But after reading just a few chapters of his book, it becomes clear that Mark Donohue's greatest unfair advantage was his own relentless determination to build a better car and be a better driver every time he set foot on a race track.

25 years after its original publication, Donohue's sons and Bentley Publishers have created a new edition of *The Unfair Advantage*. The new edition contains all of the original text. Expanded content includes photographs and separately appended material that fills out the Donohue story in words and pictures and provides historical context.



Going Faster!

Mastering the Art of Race Driving

Updated Edition

The Skip Barber Racing School

Foreword by Danny Sullivan

Softcover, 7-7/8 in. by 10-3/8 in., 294 pages

308 photos and illustrations

ISBN 0-8376-0226-2

GDBA \$29.95

This complete racer's reference is the perfect resource for all drivers from novice to expert. The fundamentals of fast driving are revealed in this definitive how-to book for racers. You will find the competition-proven methods of instructors and of professional drivers that will give you the know-how to work up the track and stay at the front.

Interested in the world of racing? Just think, you can have all of the lessons and insights from Skip Barber instructors and from professional racers compiled in one handbook. This racing reference reveals the secrets of mastering car control, reducing lap times, as it takes the reader inside the world of racing.

Going Faster! is the definitive book for the active race driver, the racer-to-be, and the auto-racing fan who wants to know what driving a race car is really about.

"*Going Faster!*...is the most complete, most compelling, best illustrated look at the technique and science of race driving I've seen to date."


—*Road & Track*

"....This book enables the reader to understand some of the most complex theories of driving...Put simply, this is one of the books to read about race car driving."

—*Autosport*

"*Going Faster!* is arguably the best book on race driving technique to date."

—*Car and Driver*



A French Kiss with Death

Steve McQueen and the Making of Le Mans

by Michael Keyser

with Jonathan Williams

Hardcover, 8 in. by 10-1/2 in., 464 pages

855 photos

ISBN 0-8376-0234-3

GMCQ \$59.95

A French Kiss with Death: Steve McQueen and the Making of Le Mans: The Man—The Race—The Cars—The Movie examines the life of actor Steve McQueen, the films in which he appeared and his love affair with the many cars and motorcycles he owned during his lifetime. The book details the history of the 24 Hours of Le Mans and the backgrounds of Alfa Romeo, Ferrari, Lola, Matra and Porsche leading up to the 1970 Manufacturers' Championship Series.



DVD

C' Était Un Rendezvous

by Claude Lelouch


DVD, under 9 minutes

NTSC version digitally remastered from the original with no country codes

ISBN 0-8376-1049-4

H706 \$29.95

Captures Lelouch's death-defying drive through the streets of a beautiful 70s Paris.



Driving Forces

The Grand Prix Racing World Caught in the Maelstrom of the Third Reich

by Peter Stevenson


Softcover, 7-3/8 in. by 9-1/4 in., 292 pages

81 photos & illustrations

ISBN 0-8376-0217-3

GDDE\$24.95

Driving Forces tells the human story of men, their women, and their machines that made the German dominance of 1930s Grand Prix Racing possible.



The Technique of Motor Racing

by Piero Taruffi

Foreword by Juan Manuel Fangio

Hardcover, 7-1/2 in. by 10 in., 126 pages

176 photos and diagrams

ISBN 0-8376-0228-9

X228\$35.00

Motor Racing Circuits in England: Then & Now


by Peter Swinger

Hardcover, 8 in. by 10-1/4 in., 160 pages

78 color photos, 110 B&W, 102 track plans

ISBN 0-7110-2796-X

H702\$29.95



The Racing Driver

The Theory and Practice of Fast Driving

by Denis Jenkinson


Softcover, 5-1/4 in. by 8-1/2 in., 228 pages

35 photos and illustrations

ISBN 0-8376-0201-7

GDJE\$24.95

The Racing Driver will appeal to all sports car enthusiasts, particularly those interested in vintage and historic racing. It belongs on the bookshelf beside Taruffi's *The Technique of Motor Racing*, which it supplements without repeating.



The Speed Merchants

A Journey Through the World of Motor Racing 1969-1972

by Michael Keyser

Foreword by Brian Redman


Hardcover, 8-1/2 in. by 11 in., 310 pages

528 photos

ISBN 0-8376-0232-7

GDSM\$69.95

First published in 1973, Michael Keyser's *The Speed Merchants* has been hailed among other books on racing as "the standard by which other works should be judged."



Sports Car and Competition Driving

by Paul Frère

Foreword by Phil Hill


Softcover, 7 in. by 9-1/4 in., 156 pages

78 photos and illustrations

ISBN 0-8376-0202-5

GDFR\$19.95

First published in 1963, *Sports Car and Competition Driving* sold tens of thousands of copies, establishing it as a standard reference on driving.



Think to Win

The New Approach to Fast Driving

by Don Alexander

foreword by Mark Martin

Softcover, 7-7/8 in. by 10-3/8 in., 256 pages


254 illustrations and diagrams

Ford Racing Part No. M-1832-Z3

ISBN 0-8376-0070-7

GDAL\$24.95

"Don Alexander's *Think to Win* would be on my list for all beginning drivers, it's a good reference for serious new and short experienced drivers." —**Smokey Yunick**




Maximum Boost
Designing, Testing and Installing
Turbocharger Systems
 by Corky Bell
 Softcover, 7-7/8 in. by 10-3/8 in., 256 pages
 302 photos and illustrations
 ISBN 0-8376-0160-6
GTUR\$34.95

Maximum Boost is the definitive book on Turbocharging. This hands-on book gives you the most detailed information available on understanding designing, setting up, testing and modifying your car with a turbocharging system. Find out what really works and what doesn't, what turbo is right for your needs and what type of setup will give you that extra horsepower. The author shows you how to select and install the right turbo, how to prep the engine, test the systems, integrate a turbo with and electronic fuel injection system or carburetor and even gives detailed troubleshooting information for both OEM and aftermarket turbocharging systems.

You will find information on the following:

- Sizing the turbo, intercooling, fuel system tweaks, preparing the engine, intake and exhaust design
- Evaluating and installing an aftermarket turbo kit
- Improving your current turbocharged system
- Designing and installing your own custom system
- Whether you're interested in better performance on the road or extra horsepower to be a winner, this book will give you the knowledge to get the most out of your engine and its turbocharging system.

"*Maximum Boost* by Corky Bell presents a wealth of knowledge on the modern turbocharger and its applications. The turbo world has long needed an up-to-date resource like this, and *Maximum Boost* will not disappoint."
 —*Super Chevy Magazine*




Supercharged!
Design, Testing, and Installation
of Supercharger Systems
 by Corky Bell
 Softcover, 7-7/8 in. by 10-3/8 in., 346 pages
 329 photos, illustrations and diagrams
 ISBN 0-8376-0168-1
GSUP\$34.95

Superchargers have become one of the most popular performance bolt-on products for all engine sizes—from the diminutive, but powerful, Honda and other import four cylinder engines, to Porsche and BMW engines, and Detroit's V6s and V8s. However, bolting a system on that works to the enthusiast's expectations and at the same time is reliable has been a "mystic art." No longer!

As with turbochargers, Corky Bell provides clear and comprehensive information on how to select, size, and install a complete supercharger system that is both successful and reliable. This comprehensive book with numerous illustrations deals with all aspects of the supercharger system from the initial planning stages—what performance do I want from my vehicle? to how do I go about the installation?


Corky begins at the beginning devoting chapters to the three basic types of superchargers, giving the reader a grounding in the pluses and minuses of the Roots type, centrifugal, and screw-type superchargers. From there he moves onto to the other elements of a supercharger system, devoting a chapter each to: intercooling, electronic fuel injection, secondary components, and drive mechanisms. There are also chapters devoted to engine preparation, mounting the supercharger, and testing procedures. Each chapter is complete with accurate information, such as formulas for calculating necessary elements of the system.

"**EVERYTHING** you ever wanted to know about superchargers... a fascinating read in its own right"
 —*Practical Classics*




Race Car Aerodynamics:
Designing for Speed
 by Joseph Katz, Ph.D.
 Softcover, 7 in. by 9-1/4 in., 270 pages
 285 photos and illustrations
 ISBN 0-8376-0142-8
GAER\$34.95

Race Car Aerodynamics is the first book to summarize the secrets of the rapidly developing field of high-speed vehicle design. Over the past 15 years, author Joseph Katz has been involved with aerodynamic development in the most competitive areas of motorsport today. From Formula One, to Indy Car, Drag and Sedan Racing, this book provides clear explanations for both engineers who want to improve their design skills, and enthusiasts who want to understand how their favorite cars go fast.



The Leading Edge
Aerodynamic Design of
Ultra-streamlined Land Vehicles
 by Goro Tamai
 Softcover, 7 7/8 in. by 10 3/8 in., 304 pages
 315 photos, illustrations and diagrams
 ISBN 0-8376-0860-0
GRLE\$44.95

Reference



Volkswagen Sport Tuning for Street and Competition

by Per Schroeder

Softcover, 7-7/8 in. by 10-3/8 in., 236 pages

330 photos and illustrations

ISBN 0-8376-0161-4

GVHW\$29.95

Covers Water-cooled, Front Drive Volkswagens, from 1975 through 1997.

Volkswagen Sport Tuning for Street and Competition gives detailed information on all aspects of tuning, from the theory behind performance modifications, to step-by-step bolt-ons, to specific modifications allowed in racing classes. No matter whether you have a Rabbit or a late 90s Jetta, this book will serve as an indispensable guide and technical reference to help you hop up your car for some serious driving.



The Scientific Design of Exhaust and Intake Systems


by Phillip H. Smith and John C. Morrison

Softcover, 5-3/4 in. by 8 in., 274 pages

150 photos and diagrams

ISBN 0-8376-0309-9

G309\$29.95



Road & Track Illustrated Automotive Dictionary

by John Dinkel

Softcover, 7 in. by 9-1/4 in., 260 pages,

437 photos & illustrations

ISBN 0-8376-0143-6

GRAD\$19.95


The *Road & Track Illustrated Automotive Dictionary* is an easy-to-use resource that will help you make sense of automotive terminology. Alphabetically arranged and fully illustrated, The *Road & Track Illustrated Automotive Dictionary* will help take the frustration out of decoding a sales brochure, make sense of information downloaded from the internet, or unravel the latest technology detailed in a road test.

Two decades ago, John Dinkel provided tens of thousands of auto journalists, enthusiasts, and car owners with the most comprehensive, indispensable automotive reference of its time. Now, the author has revised and updated that work, including current advances in technology, to create the new standard in automotive references.

With over twice the number of definitions and three times the illustrations of the original *Auto Dictionary*, this book will be the first source you turn to when answering an automotive-related question. If you need to know the difference between RON and MON octane ratings, or how a "coupe" differs from a two-door sedan, or want to know just what "bump steer" really is, turn to *The Road & Track Automotive Dictionary*.

Written in a clear, concise style, The *Road & Track Illustrated Automotive Dictionary* offers explanations of all things automotive, from basic items like shock absorbers and backfires, to the complex functioning of fuel injection and antilock braking systems. Whether you're a hard-core enthusiast or you just want to know what your mechanic is doing to your car, The *Road & Track Illustrated Automotive Dictionary* is the key automotive reference for your bookshelf.

Alfa Romeo



Alfa Romeo Owner's Bible™

by Pat Braden

Softcover, 8-1/2 in. by 11 in., 288 pages

400 photos and illustrations

ISBN 0-8376-0707-8

GALF\$29.95

Few cars evoke the passionate experience that comes with owning an Alfa. But Alfas can be demanding, frustrating cars to own. They are not so much unreliable, as often difficult to understand and troubleshoot. The *Alfa Romeo Owner's Bible* gives you precisely the kind of information you need to buy, maintain and enjoy your Alfa.


Head gasket repairs, valve adjustments, camshaft timing, carburetor and SPICA fuel injection tuning, and driveshaft "donut" replacement are just a few of the many maintenance and repair procedures explained and backed up by hundreds of step-by-step illustrations—valuable information crucial to owning, understanding and driving an Alfa, even if you don't work on it yourself.

You will also find tips you should know when buying a used Alfa, specifically, where to look for rust problems, or signs of neglect or abuse, plus high-performance tuning for street and track, choosing accessories, and fascinating history.



Points are adjusted by loosening lock screw slightly and then wedging stationary point in or out with a screwdriver. Be sure to retighten lock screw. Be sure to adjust both point sets on newer dual-point distributors.

Audi



powered by

eBahn® Reader
Version 2.5 r01

Audi Official Factory Repair Manuals on CD-ROM

These repair manuals provide you with clear and complete step-by-step procedures and accurate specifications to help you understand, care for and repair your Audi. Each CD-ROM contains the same repair information provided by Audi to their factory-trained technicians.

Repair Content Includes

- Engine Mechanical
- Fuel Injection and Ignition
- Manual Transmission
- Automatic Transmission
- Suspension, Wheels, Brakes, Steering
- Body
- Heating and Air Conditioning
- Electrical Equipment
- Radio, Telephone, Navigation
- Maintenance

Plus

- Wiring Diagrams covering applicable models, years and systems
- Identify Component Locations through interactive hyperlinks
- Access diagnostic trouble codes and factory scan tool procedures (when applicable)
- Read the latest Technical Bulletins issued by Audi for your vehicle
- Use full text searching to go directly to the procedures you need
- View and print factory authorized repair procedures, with improved printing functionality

This new generation of Official Factory Repair Manuals on CD-ROM are powered by eBahn® Reader version 2.5.

Software Support specialists are available to assist you with inquiries regarding installation, usage and navigation of the eBahn® Reader.

Audi 90 1993–1995

CD-ROM

Audi Lit. No.: W42 AE90 V025 CD

AE90 \$99.95

Audi 100/S4/A6/S6 1992–1997, A6 Wagon 1992–1998

CD-ROM

Audi Lit. No.: W42 AEC4 V025 CD

AEC4 \$99.95

Audi A4 1996–2001, S4 2000–2002

CD-ROM

Audi Lit. No.: W42 AEB5 V025 CD

AEB5 \$99.95

Audi A4 2002–2003, A4 Cabriolet 2003

CD-ROM

Audi Lit. No.: W42 AEB6 V025 CD

AEB6 \$99.95

Audi A6 Sedan 1998–2003, Avant 1999–2003, incl. allroad quattro, S6 Avant

CD-ROM

Audi Lit. No.: W42 AEC5 V025 CD

AEC5 \$99.95

Audi A8/S8 1997–2003

CD-ROM

Audi Lit. No.: W42 AED2 V025 CD

AED2 \$99.95

Audi Cabriolet 1994–1998

CD-ROM

Audi Lit. No.: W42 AEB3 V025 CD

AEB3 \$99.95

Audi TT Coupe, Roadster 2000–2003

CD-ROM

Audi Lit. No.: W42 AETT V025 CD

AETT \$99.95

Audi Official Factory Microfiche Archived on CD-ROM

Bentley Publishers is proud to announce the publication of original Audi Official Factory Microfiche Archived on CD-ROM. These CD-ROMs contain a comprehensive archive of the factory repair information as originally published by Audi of America for North American Dealer Technicians. The CD-ROMs capture the original look and feel of the microfiche, with the added benefit of hyperlinks to allow simple access and navigation through the repair groups. Many of these titles contain information previously available only on microfiche. With printable pages and an easy to use PDF format, these CD-ROMs are a valuable source of original service and repair information for your Audi.

Wiring diagrams are included only on the CD-ROMs that carry the following Bentley codes: AFB1, AFCA and AFBB.

Audi V8 Quattro 1990–1992

Microfiche archived on CD-ROM

Audi Lit No. W42 544 190 CD

AFD1 \$99.95

Audi 100/200 1989–1991

Microfiche archived on CD-ROM

Audi Lit No. W42 558 002 CD

AFC3 \$99.95

Audi 80/90 1988–1992, Audi Coupe Quattro 1988–1991

Microfiche archived on CD-ROM

Audi Lit No. W42 552 142 CD

AFB3 \$99.95

Audi 5000 1984–1988

Microfiche archived on CD-ROM

Audi Lit No. W42 558 001 CD

AFC2 \$99.95

Audi 4000, Coupe, Quattro, Turbo 1984–1987

Microfiche archived on CD-ROM

Audi Lit No. W42 552 140 CD

AFBA \$99.95

Audi 4000/Coupe 1980–1983

Microfiche archived on CD-ROM

Audi Lit No. W42 552 139 CD

AFB2 \$99.95

Audi 5000 1978–1983

Microfiche archived on CD-ROM

Audi Lit No. W42 558 140 CD

AFC1 \$99.95

Audi Fox 1973–1979

Microfiche archived on CD-ROM

Audi Lit No. W42 558 139 CD

AFB1 \$99.95

Audi 100 1970–1977

Microfiche archived on CD-ROM

Audi Lit No. W42 552 138 CD

AFCA \$99.95

Audi Super 90 1970–1972

Microfiche archived on CD-ROM

Audi Lit No. W42 552 137 CD

AFBB \$99.95

Audi Complete 10 Disc Set

Microfiche archived on CD-ROM


Audi Lit No. W42 AU MICRO CD

AF02 \$499.95

Audi Repair Manuals

Bentley Publishers is the exclusive factory-authorized publisher of Audi Repair Manuals in the United States and Canada. The format has been designed for professional technicians so that finding applicable specifications is quick and easy, and so that repair procedures can be grasped after a minimum of reading.

All manuals are heavily illustrated with high-quality photographs and drawings, and cover aspects of maintenance and service work. Every manual is with factory specifications and tolerances.



Audi A4 Service Manual: 1996-2001 1.8L Turbo, 2.8L, including Avant and quattro

by Bentley Publishers

Softcover, 8-3/8 in. by 11 in., 1,524 pages
4,261 photos, illustrations, and diagrams
Audi Literature No. W42AUA4962001RM
ISBN: 0-8376-0371-4

A401 \$109.95


The *Audi A4 Service Manual: 1996-2001* covers Audi A4 models built on the Audi "B5" platform. Does not include Audi S4 (sports model). This manual has been prepared using selected factory service information with the added benefit of suggestions, tips and clarification of various procedures. Bentley repair manuals provide clear and comprehensive service and repair procedures. If you're looking for better understanding of your Audi A4, look no further than Bentley Publishers.

Engines covered

- 1.8L turbo gasoline
(engine codes: AEB, ATW, AWM)
- 2.8L gasoline
(engine codes: AFC, AHA, ATQ)

Transmissions covered

- 5-speed Manual
(transmission codes: 012, 01W, 01A)
- 5-speed Automatic
(transmission code: 01V)



Audi A6 Electrical Wiring Manual A6 Sedan 1998-2000 A6 Avant 1999-2000 allroad quattro 2000

by Bentley Publishers

8-3/8 in. x 11 in., 736 pages

695 illustrations and diagrams

Audi of America Lit. No.: EWM A6 982000

ISBN: 0-8376-0166-5

AW61 \$69.95

The *Audi A6 Electrical Wiring Manual:*

1998-2000 covers Audi A6 models built on the "C5" platform through model year 2000. This manual has been prepared using factory wiring diagrams, electrical component location information and scan tool diagnostics. Whether you're a professional service technician or a do-it-yourself Audi owner, this manual will be indispensable as a source of the same detailed electrical system information available at an authorized Audi dealer. Unfortunately, Audi factory wiring diagrams are no longer available on paper.

Even an Audi owner who has no intention of working on his or her car will find that reviewing and owning this manual will make it possible to discuss repairs more intelligently with a professional service technician.

Engines covered

- 2.7L V6 biturbo (code: APB)
- 2.8L V6 (code: AHA, ATQ)
- 4.2L V8 (code: ART)


Transmissions covered, Manual

- 01A 5-speed quattro
- 01E 6-speed quattro

Transmissions covered, Automatic

- 01L 5-speed quattro with Tiptronic
- 01V 5-speed quattro with Tiptronic
- 01V 5-speed front wheel drive with Tiptronic

Audi



3 Volume Set

Audi 100, 200 Official Factory Repair Manual: 1989-1991 Including 100 Quattro, 200 Quattro, Wagon, Turbo and 20-valve models

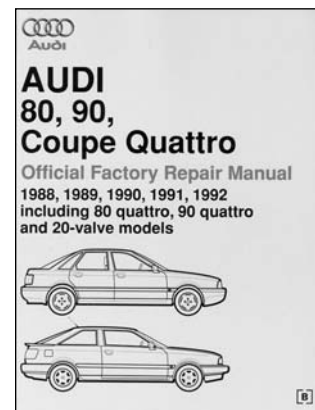
by Audi of America

8-3/8 in. by 11 in., 3 volume set totaling
1,759 pages. Thousands of illustrations
and diagrams. 500 pages of electrical
troubleshooting and wiring diagrams

Audi Part No. LPV 800 701

ISBN 0-8376-0372-2

Sold only as a 3 volume set
A191 \$189.95



Audi 80, 90, Coupe Quattro Official Factory Repair Manual: 1988-1992

**Including 80 Quattro,
90 Quattro and 20-valve models**

by Audi of America

8-1/2 in. by 11 in., 1,861 pages

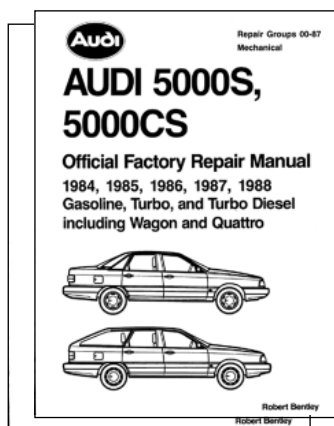
3,154 illustrations and diagrams

40 separate circuit sections

Audi Part No. LPV 800 604

ISBN 0-8376-0368-4

A892 \$159.95



2 Volume Set

Audi 5000S, 5000CS Official Factory Repair Manual: 1984-1988 Gasoline, Turbo, and Turbo Diesel, including Wagon and Quattro

by Audi of America

8-1/2 in. by 11 in.

2 volume set totaling 2,240 pages

2,212 illustrations and diagrams

611 pages of electrical wiring diagrams

1,360 item index

Audi Part No. LPV 800 445

ISBN 0-8376-0370-6

Sold only as 2-volume set

A588\$159.95

This two volume manual includes all of the specifications and procedures that were available in an authorized Audi dealer service department when this manual went to press. Includes information on: engine assembly, crankshaft and crankcase, cylinder head, lubrication, cooling system, fuel supply, turbo-charger, diesel injection system, fuel injection, CIS, CIS-E, CIS-E III, exhaust/emissions, torque converter, manual transmission, automatic transmission, front wheel suspension, wheels and tires, steering, air conditioner.

Visit www.BentleyPublishers.com to view the complete table of contents for this title.

Audi 5000, 5000S Official Factory Repair Manual: 1977-1983 Gasoline and Turbo Gasoline, Diesel and Turbo Diesel

by Audi of America

Softcover, 8-1/2 in. by 11 in.

992 pages

856 illustrations and diagrams

140 pages of electrical wiring diagrams

555 item index

Audi Part No. LPV 800 443

ISBN 0-8376-0352-8

A583\$59.95

Audi 4000S, 4000CS, and Coupe GT Official Factory Repair Manual: 1984-1987 Including Quattro and Quattro Turbo

by Audi of America

Softcover, 8-1/2 in. by 11 in.

1,600 pages

2,439 illustrations and diagrams

327 pages of electrical wiring diagrams

858 item index

Audi Part No. LPV 800 424

ISBN 0-8376-0373-0

A487\$129.95

Audi Fox Service Manual: 1973-1979

by Bentley Publishers

Softcover, 8-1/2 in. by 11 in.

562 pages


1,020 illustrations and diagrams

27 pages of electrical wiring diagrams

Audi Part No. LPA 997 082

ISBN 0-8376-0097-9

AF79\$39.95



Audi: A History of Progress Chronicle of Audi AG Second Edition

by Audi AG

Hardcover, 8-1/4 in. by 9-1/2 in., 276 pages

550 photos and illustrations

ISBN 0-8376-1036-2

GAH2\$39.95

Building from the original edition, this is a new edition covering Audi AG's history from its beginnings in Germany in 1909 to Le Mans 2000. Includes expanded coverage and dust jacket.


A History of Progress contains hundreds of rare factory photos and illustrations, presenting Audi's past and present in a beautiful hardcover, high quality book. Whether you are an Audi owner, enthusiast or automotive historian, *A History of Progress* belongs on your bookshelf.

Audi Owner's Manuals

Bentley Publishers offers original factory produced Owner's Manuals for Audi.

These are the factory glovebox manuals containing everything from technical data to how to change your engine oil. Available for most recent U.S. and Canadian models.

Audi Owner's Manuals measure approximately 8 in. by 5 in. New Audi Owner's Manuals are always being added to our inventory. Please visit www.BentleyPublishers.com for our most up to date listing. (Retail Sales Only)



1988 Audi 80, 80 Quattro

RA88\$19.95

1989 Audi 80, 80 Quattro

RA89\$19.95

1990 Audi 80, 80 Quattro

RA80\$19.95

1991 Audi 80

RA81\$19.95

1991 Audi 80, 80 Quattro

RA81\$19.95

1988 Audi 90, 90 Quattro

RA98\$19.95

1989 Audi 90

RAN9\$19.95

1989 Audi 90, 90 Quattro

RAN9\$19.95

1990 Audi 90, 90 Quattro

RA90\$19.95

1990 Audi Coupe Quattro

RAC0\$19.95

1991 Audi 90, 90 Quattro

RA91\$19.95

1991 Audi Coupe Quattro

RAC1\$19.95

1992 Audi 90

RA92\$19.95

1992 Audi 90, 90 Quattro

RA92\$19.95

1993 Audi 90

RAN3\$19.95

1994 Audi 90

RAN4\$19.95

1995 Audi 90

RAN5\$19.95

1989 Audi 100, 100 Quattro

RA19\$19.95

1990 Audi 100, 100 Quattro

RA10\$19.95

1991 Audi 100, 100 Quattro

RA01\$19.95

Audi

1989 Audi 200, Turbo and Quattro

RA29	\$19.95
1990 Audi 200, 200 Quattro	
RA20	\$19.95
1991 Audi 200, 200 Quattro	
RA21	\$19.95
1992 Audi 100	
RA02	\$19.95
1992 Audi 100 CS Quattro Wagon Supplement	
RAW2	\$9.95
1993 Audi 100	
RA03	\$19.95
1993 Audi 100 CS Quattro Wagon Supplement	
RAW3	\$9.95
1994 Audi 100	
RA04	\$19.95
1994 Audi 100S/100 CS Quattro Wagon Supplement	
RAW4	\$9.95

1992 Audi S4

RAS2	\$19.95
1993 Audi S4 Quattro	
RAS3	\$19.95
1994 Audi S4 Quattro	
RAS4	\$19.95

1985 Audi 4000S

RA55	\$19.95
1986 Audi 4000S	
RA46	\$19.95
1986 Audi 4000S Quattro	
RAQ6	\$19.95
1987 Audi 4000, 4000 Quattro	
RA47	\$19.95
1985 Audi Coupe	
RAC5	\$19.95
1986 Audi Coupe	
RAC6	\$19.95
1987 Audi Coupe GT	
RAG7	\$19.95

1985 Audi 5000 Turbo

RA55	\$19.95
1986 Audi 5000S	
RAS6	\$19.95
1986 Audi 5000, Turbo and Quattro	
RA56	\$19.95
1987 Audi 5000S	
RAS7	\$19.95
1987 Audi 5000, Turbo and Quattro	
RA57	\$19.95
1988 Audi 5000, Turbo and Quattro	
RA58	\$19.95
1988 Audi 5000S, 5000S Quattro	
RAS8	\$19.95

1996 Audi A4

RAF6	\$19.95
1997 Audi A4, A4 Quattro	
RAF7	\$19.95
1998 Audi A4 1.8L	
RA18	\$19.95
1998 Audi A4 2.8L	
RA48	\$19.95

1999 Audi A4

RA49	\$19.95
1999 Audi A4 Avant	
RAA9	\$19.95
2000 Audi A4	
RA40	\$19.95
2001 Audi A4	
RA41	\$19.95
2002 Audi A4	
RA42	\$19.95
2003 Audi A4	
RA43	\$19.95
2003 Audi A4 Avant	
RAA3	\$19.95
2003 Audi A4 Cabriolet	
RAO3	\$19.95

1995 Audi A6

RA65	\$19.95
1995 Audi S6 Quattro Wagon Supplement	
RAW5	\$9.95
1995 Audi A6/A6 Quattro Wagon Supplement	
RAWA	\$9.95
1996 Audi A6, A6 Quattro	
RA66	\$19.95
1996 Audi A6/A6 Quattro Wagon Supplement	
RAW6	\$9.95
1997 Audi A6, A6 Quattro	
RA67	\$19.95
1997 Audi A6/A6 Quattro Wagon Supplement	
RAW7	\$4.95
1998 Audi A6	
RA68	\$19.95
2000 Audi A6	
RA60	\$19.95
2001 Audi A6	
RA61	\$19.95
2002 Audi A6	
RA62	\$19.95
2002 Audi A6 Avant	
RAB2	\$19.95
2003 Audi A6	
RA63	\$19.95
2003 Audi A6 Avant	
RAB3	\$19.95

2001 Audi Allroad Quattro

RAA1	\$19.95
2002 Audi Allroad Quattro	
RAC2	\$19.95
2003 Audi Allroad Quattro	
RAC3	\$19.95
2002 Audi S6 Avant	
RAE2	\$19.95
2003 Audi S6 Avant	
RAE3	\$19.95

1997 Audi A8, A8 Quattro

RAE7	\$19.95
1998 Audi A8	
RAE8	\$19.95
1999 Audi A8	
RAE9	\$19.95

2000 Audi A8

RAE0	\$19.95
2001 Audi A8	
RAE1	\$19.95
2002 Audi A8	
RAG2	\$19.95
2002 Audi S8	
RAD2	\$19.95
2003 Audi A8	
RAG3	\$19.95
2003 Audi S8	
RAD3	\$19.95

1994 Audi Cabriolet

RAB4	\$19.95
1995 Audi Cabriolet	
RAB5	\$19.95
1996 Audi Cabriolet	
RAB6	\$19.95
1998 Audi Cabriolet	
RAC8	\$19.95

2000 Audi S4

RAF0	\$19.95
2001 Audi S4	
RAS1	\$19.95
2002 Audi S4	
RAF2	\$19.95
2002 Audi S4 Avant	
RAA2	\$19.95

2000 Audi TT Coupe

RAT0	\$19.95
2001 Audi TT Roadster	
RAT1	\$19.95
2002 Audi TT Coupe	
RAT2	\$19.95
2002 Audi TT Roadster	
RAR2	\$19.95
2003 Audi TT Coupe	
RAT3	\$19.95
2003 Audi TT Roadster	
RAR3	\$19.95

1990 Audi V8 Quattro

RAV0	\$19.95
1991 Audi V8 Quattro	
RAV1	\$19.95
1992 Audi V8 Quattro	
RA82	\$19.95
1994 Audi V8 Quattro	
RA84	\$19.95

Austin-Healey

Driver's Handbooks

Austin-Healey Sprite Mk 1

Driver's Handbook (1958–1961)

by British Leyland Motors

Softcover, 5-1/2 in. by 8-1/2 in.

59 pages

ISBN 0-8376-0545-8

YAH1 (97H1583A) \$17.95

Austin-Healey 100/4

Driver's Handbook (1952–1956)

by British Leyland Motors

Hardcover, 74 pages

ISBN 0-8376-0572-5

YAH4 (97H/996E) \$29.95

Austin-Healey 100/6

Driver's Handbook (1956–1959)

by British Leyland Motors

Hardcover, 74 pages

ISBN 0-8376-0573-3

YAH6 (97H/996H) \$29.95

Austin-Healey 3000 Mk 1 & 2

Driver's Handbook (1959–1963)

by British Leyland Motors

Hardcover, 65 pages

ISBN 0-8376-0574-1

YAH2 (AKD3915A) \$29.95

Austin-Healey 3000 Mk 3

Driver's Handbook (1964–1968)

by British Leyland Motors

Hardcover, 61 pages

ISBN 0-8376-0575-X

YAH3 (AKD3915A) \$29.95

Workshop Manuals

Austin-Healey Sprite and Midget

Workshop Manual (1961–1974)

by British Leyland Motors

Softcover, 8-1/4 in. by 11-1/2 in.

over 140 pages

ISBN 0-8376-0669-1

YAW2 \$59.95

Austin-Healey 100/6 and 3000

Workshop Manual (1956–1968)

by British Leyland Motors

Hardcover, 8 in. by 10-3/4 in.

over 200 pages

ISBN 0-8376-0668-3


YAW1 \$59.95

BMW

BMW repair manuals

The ultimate service manuals! Bentley manuals are the only comprehensive, single source of service information and specifications available for BMW cars. These manuals provide the highest level of clarity and completeness for all service and repair procedures. Enthusiasts, do-it-yourselfers, and professional technicians will appreciate the quality of photographs and illustrations, theory of operation, and accurate step-by-step instructions. If you are looking for better understanding of your BMW, look no further than Bentley.

Even if you do not repair your own vehicle, knowledge of its internal workings will help you when discussing repairs and maintenance with your professional automotive technician.



Bentley service technician Bruce at work on the *BMW 5 Series Service Manual: 1997–2002*. An M62 eight cylinder engine can be seen in the bottom two images.



powered by

 **eBahn® Reader**
Version 2.5 r01

BMW Service Manuals on CD-ROM

These repair manuals provide you with clear and complete step-by-step procedures and accurate specifications to help you understand, care for and repair your BMW.

Repair Content Includes

- General Data and Maintenance
- Engine
- Transmission
- Suspension, Steering, Brakes
- Body and Body Equipment
- Electrical Equipment and Accessories
- On-Board Diagnostics (OBD)

Plus

- Wiring Diagrams
- Use full text searching to go directly to the procedures you need
- View and print repair procedures, with improved printing functionality

This new generation of Service Manuals on CD-ROM are powered by eBahn® Reader version 2.5.

Software Support specialists are available to assist you with inquiries regarding installation, usage and navigation of the eBahn® Reader.

BMW 3 Series (E36): 1992–1998

M3, 318i, 323i, 325i, 328i

Sedan, Coupe, Convertible

CD-ROM

BE36 \$99.95


BMW 3 Series (E46): 1999–2001

323i, 325i, 325xi, 330i, 330xi Sedan,


Coupe, Convertible, Sport Wagon

CD-ROM

BE46 \$99.95




BMW 3 Series (E46)
Service Manual: 1999–2001
 323i, 323Ci, 325i, 325Ci, 325xi, 328i, 328Ci, 330i, 330Ci, 330xi Sedan, Coupe, Convertible and Sport Wagon
 by Bentley Publishers
 Softcover, 8-3/8 in. by 11 in., 1,144 pages
 1,716 photos, illustrations and diagrams
 ISBN 0-8376-0320-X
B301\$119.95



BMW 3 Series (E36)
Service Manual: 1992–1998
 M3, 318i, 323i, 325i, 328i Sedan, Coupe and Convertible
 1992, 1993, 1994, 1995, 1996, 1997, 1998
 by Bentley Publishers
 Softcover, 8-3/8 in. by 11 in., 760 pages
 807 photos and illustrations
 ISBN 0-8376-0326-9
B398\$79.95

BMW 3 Series (E30)
Service Manual: 1984–1990
 318i, 325, 325e, 325es, 325i, 325is, 325i Convertible
 by Bentley Publishers
 Softcover, 8-1/2 in. by 11 in., 528 pages
 825 illustrations and diagrams
 ISBN 0-8376-0325-0
B390\$49.95



2 Volume Set
BMW 5 Series (E39)
Service Manual: 1997–2002
 525i, 528i, 530i, 540i, Sedan, Sport Wagon
 Softcover, 8-1/2 in. x 11 in.
 Two volumes containing 2,132 pages
 over 980 photos and 1,150 illustrations
 ISBN: 0-8376-0317-X
B502\$169.95

This Bentley Manual is the only comprehensive, single source of service information and specifications available specifically for BMW 5 Series from 1997 to 2002. The aim throughout this manual has been simplicity, clarity and completeness, with practical explanations, step-by-step procedures and accurate specifications. Whether you are a professional or a do-it-yourself BMW owner, this manual will help you understand, care for and repair your E39 5 Series. Though the do-it-yourself BMW owner will find this manual indispensable as a source of detailed maintenance and repair information, the BMW owner who has no intention of working on his or her car will find that reading and owning this manual will make it possible to discuss repairs more intelligently with a professional technician.


Models and engines covered
 • 6-cylinder engines: M52, M52 TU, M54
 • V-8 engines: M62, M62 TU

Engine management systems covered (Motronic)
 • Bosch M 5.2, M 5.2.1, ME 7.2
 • Siemens MS 41.0, MS 42.0, MS 43.0


Manual transmissions covered
 • Getrag S5D 250G, S6S 420G
 • ZF S5D 320Z

Automatic transmissions covered
 • A4S 270R, A4S 310R
 • A5S 360R, A5S 390R
 • A5S 325Z
 • A5S 560Z, A5S 440Z

BMW



BMW 5 Series (E34)
Service Manual: 1989–1995
 525i, 530i, 535i, 540i, including Touring
 1989, 1990, 1991, 1992, 1993, 1994, 1995
 by Bentley Publishers
 Softcover, 8-3/8 in. by 11 in., 672 pages
 926 photos, illustrations, and diagrams
 ISBN 0-8376-0319-6
B595\$69.95




BMW 5 Series (E28)
Service Manual: 1982–1988
 528e, 533i, 535i, 535is
 1982, 1983, 1984, 1985, 1986, 1987, 1988
 by Bentley Publishers
 Softcover, 8-1/2 in. by 11 in., 548 pages
 758 illustrations and diagrams
 ISBN 0-8376-0318-8
B588\$59.95

The BMW 2002
A comprehensive guide to the classic sporting saloon
 by James Taylor and Mike Macartney
 Hardcover, 5-7/8 in. by 8-1/2 in.
 176 pages
 20 color pages, 120 B&W illustrations
 ISBN 1-85520-334-0
H704\$29.95

BMW

BMW



**BMW 7 Series (E32)
Service Manual: 1988–1994**
735i, 735iL, 740i, 740iL, 750iL
by Bentley Publishers
Softcover, 8-3/8 in. by 11 in., 990 pages
786 photos and illustrations
ISBN 0-8376-0328-5
B794 \$119.95

**BMW Z3 Roadster (E36/7)
Service Manual: 1996–1998**
4 cylinder and 6 cylinder engines
by Bentley Publishers
Softcover, 8-3/8 in. by 11 in., 456 pages
525 photos, illustrations, and diagrams
ISBN 0-8376-0327-7
BZ98 \$54.95



Complete Roundel 1969–1998
8 CD-ROM set
Windows 98+
ISBN 0-8376-0322-6
BR98 \$144.95
(\$129.95 for BMW CCA members)

**BMW Notecards
Enthusiast's Favorites**
Photography by Klaus Schnitzer
20 full-color glossy notecards (4 each
of 5 images), 20 envelopes for mailing
Notecard size: 5 in. by 7 in.
ISBN 0-8376-0211-4
GBN1 \$19.95



**BMW 3 Series
Enthusiast's Companion™**
by Jeremy Walton
Softcover, 8-1/4 in. by 10 in.
378 pages
431 B&W photos and illustrations
ISBN 0-8376-0220-3
GBM3 \$29.95

BMW's 3 Series literally changed the course of the famous Bavarian automaker. The popular 3'er grew out of the highly successful 2002 of the '60s and carried BMW to a level of success only imagined during the firm's darkest days at the end of the '50s.

The *BMW 3 Series Enthusiast's Companion™* is the benchmark book presenting the many generations of BMW's bestseller in context, beginning with an overview of BMW's history and progressing to the series' origins in the magical 2002. The complete production and sporting story of BMW's 3 Series from 1975 into 2000 is meticulously researched and carefully written and presented by the same author of *Unbeatable BMW* and *BMW 6 Series Enthusiast's Companion™*.


A full account of the sales and motorsport accomplishments of the various 3 Series models is clearly presented, along with complete coverage of American model years, prices and equipment levels. To further enrich the tale of BMW's small car sales success, performance figures are presented for North American, as well as British and European 3 Series models, ranging from 316 to M3. Detailed spotter's and buyer's guide are included to help identify and select the 3 Series model that's best for you.

For the casual 3 Series owner or the diehard model enthusiast, this is the essential 3'er book, and the only one you will ever need.



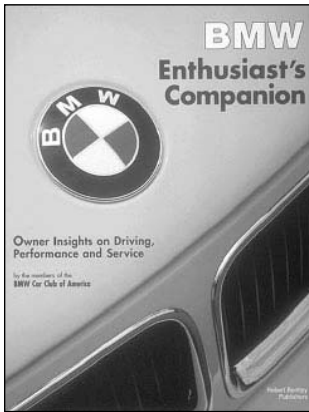
**BMW 6 Series
Enthusiast's Companion™**
by Jeremy Walton
Softcover, 9 in. by 10 in.
240 pages
185 B&W photos
ISBN 0-8376-0193-2
GBS6 \$29.95

Jeremy Walton's authoritative *BMW 6 Series Enthusiast Companion™* is now available in softcover for only \$29.95. The author traces the development of the BMW 6 Series (manufactured from 1976–1989), along with its sales and racing history in both Europe and the U.S., in this extremely detailed and readable volume. And we've added an all-new Spotter's Guide to this soft cover edition, to help you identify and select the 6 Series that's best for you.



**Unbeatable BMW
Eighty Years of Engineering
and Motorsport Success**
by Jeremy Walton
Forewords by Karl-Heinz Kalbfell,
Nelson Piquet, Jochen Neerpasch
Hardcover, 9 in. by 10 in., 582 pages
155 color photos & illustrations, 348 B&W
ISBN 0-8376-0206-8
GBUB \$84.95

Bosch




BMW Enthusiast's Companion™
Owner Insights on Driving, Performance and Service
 by the Members of the BMW Car Club of America
 Published by Bentley Publishers
 Softcover, 8-1/2 in. by 11 in., 328 pages
 501 photos and illustrations
 ISBN 0-8376-0321-8
GBCC\$29.95

For more than 25 years, informed BMW owners have relied upon the *Roundel*, the magazine of the BMW Car Club of America, to make their "Ultimate Driving Machines" more ultimate. Now a selection of articles on driving, performance, service and tech tips have been collected in a single book. No matter what BMW you drive or desire, this book will serve as a valuable maintenance guide, performance handbook and technical reference source, to help you understand and care for your BMW.

BMW owners and BMW CCA members provide specific information for your BMW:

- Valuable insights and technical information ranging from basic service tips to advanced driving theory
- Inside secrets on maintaining and preserving your BMW, from properly washing and waxing your car, to how to reset the service indicator lights
- Driving techniques ranging from basic car control to choosing apexes on the track
- Discover whether your car oversteers or understeers, and how weight transfer affects traction and vehicle performance
- Learn the difference between torque and horsepower, and how to select the right tires for your BMW
- Find out which performance modifications work, which ones don't and why



Bosch Fuel Injection & Engine Management
How to Understand, Service and Modify
 by Charles O. Probst, SAE
 Softcover, 8-3/8 in. by 11 in., 224 pages
 352 illustrations and diagrams
 ISBN 0-8376-0300-5
GFIB\$29.95

Probst clarifies advantages and operating principles of each Bosch system and explains how they work. He also gives you high performance tuning secrets that really work for street and racing applications, and tells you why some tricks, like "fooling" the computer, don't. With over 350 illustrations and photos, this 224-page book is a must-have reference for do-it-yourself mechanics, performance enthusiasts, and professional technicians who want to understand Bosch systems.

Features


- Theory: How each system works
- What tools and equipment are needed
- How engine idle speed is controlled and can be adjusted
- How to adjust air-fuel mixture
- How engine management systems adjust timing for gasoline octane and turbo boost
- Racing and high performance modifications: what works and what doesn't

Handbooks

The last word on current automotive technology. These books are a great resource for anyone who wants quick access to advanced automotive engineering information. The vocational or technical school instructor faced with tough questions from inquiring students will find welcome answers in their pages. Advanced enthusiasts who want to understand what goes on under the skin of today's sophisticated automobiles will find the explanations they seek. And motivated technicians who want to cultivate a confident expertise will find the technical information they need.

Bosch Technical Library

Bosch literature sets the standard for concise explanations of the function and engineering of automotive systems and components: from fuel injection, to anti-lock braking systems, to alarm systems.



Automotive Handbook
 5th Edition
 More than 900 pages
 More than 1,000 illustrations and diagrams
 ISBN 0-8376-0614-4
H005\$44.95

In every field there's a single, indispensable reference work that rises above the rest. In the automotive world that reference is the blue *Automotive Handbook* from Bosch. Now in its 5th edition and expanded to over 900 pages. With more than 1,000 cut-away illustrations, diagrams, tables and sectional drawings, this definitive encyclopedia of automotive engineering information is both exhaustive and accessible, making even sophisticated automotive concepts easy to visualize and understand.

Section headings in the 5th edition include:

Sensors, Actuators, Reliability, Quality, Lighting, Vehicle drives, Air supply, Fuel metering, Mathematics, Physics, Navigation systems, Driver information, Braking equipment, Materials science, Power transmission, Road-vehicle systems, Chassis, Alarm & signaling systems, Starting and ignition, Engine exhaust gases, Comfort and safety, Road traffic legislation, Vehicle Dynamics Control, General technical knowledge, Motor-vehicle dynamics, Vehicle bodies, passenger and commercial, Symbols used in vehicle electrical systems, Vehicle windows and window cleaning, Heating and air conditioning, Communication and information systems, Vehicle hydraulics and pneumatics, Environmental effects of vehicle equipment

Bosch

Technical Instruction Booklets

The familiar yellow Technical Instruction series from Bosch have long proved one of their most popular instructional aids. They provide a clear and concise overview of the theory of operation, component design, model variations, and technical terminology for the entire Bosch product line, and give a solid foundation for better diagnostics and servicing.

Clearly written and illustrated with photos, diagrams and charts, these books are equally at home in the vocational classroom, apprentice's toolkit, or enthusiast's fireside chair. If you own a European car, you have Bosch components and systems.

Each book deals with a single system, including a clear explanation of that system's principles. They also include circuit diagrams, an explanation of the Bosch model numbering system, and a glossary of technical terms. All books are 8-1/4 in. by 11-5/8 in.

ACC Adaptive Cruise Control	NEW
H134	\$19.95
Alternators	
H156	\$14.95
Audio, Navigation, and Telematics	NEW
H132	\$19.95
Automotive Electronics for Safety, Comfort and Reliability	
H150	\$14.95
Automotive Micro Electronics	
H122	\$19.95
Automotive Sensors	
H131	\$29.95
Batteries	NEW
H153	\$14.95
Battery Ignition	
H154	\$14.95
Braking Systems for Passenger Cars	
H103	\$29.95
Components for Compressed-Air Brake Systems	
H166	\$14.95
Compressed-Air Brake Systems	
H165	\$14.95
Diesel Accumulator Fuel-Injection System Common Rail	
H175	\$14.95
Diesel Fuel Injection—an Overview	
H104	\$14.95
Diesel Fuel-Injection Pumps Types PE/PF	
H162	\$14.95
Diesel Fuel-Injection Systems	
H179	\$14.95
Diesel Radial-Piston Distributor Fuel-Injection Pumps VR	NEW
H174	\$14.95
Distributor Fuel-Injection Pump Type VE	
H164	\$14.95
Electronic Diesel Control EDC	
H135	\$19.95
Emission Control for Spark-Ignition Engines	NEW
H102	\$19.95
Engine Electronics	
H151	\$14.95

ESP Electronic Stability Program

H177	\$14.95
Gasoline Direct Injection GDI (CD-ROM)	
H900	\$29.95
Gasoline Engine Management	
H136	\$19.95
Governors for In-Line Pumps	
H163	\$14.95
Graphical Symbols and Circuit Diagrams for Automotive Electrics	
H169	\$14.95
K-Jetronic Fuel-Injection System	
H159	\$14.95
KE-Jetronic Fuel-Injection System	
H101	\$14.95
L-Jetronic Fuel-Injection System	
H160	\$14.95
Lighting Technology	
H176	\$14.95
Manual De Le Técnica Del Automóvil (Spanish)	
H301	(Retail Sales Only) \$44.95
ME-Motronic Engine Management	
H178	\$14.95
Mono-Jetronic	
H105	\$14.95
Motronic Combined Ignition and Fuel-Injection System	
H161	\$14.95
Spark Plugs	
H155	\$14.95
Starting Systems	
H170	\$14.95
Symbols for Compressed-Air Brake Systems	
H167	\$14.95

Bosch CD-ROMs




Bosch Automotive Handbook	
English, German, French CD-ROM	
Windows 95/98/NT4.0SP5/2000/XP	
ISBN 0-8376-1043-5	
H901	\$119.95

Gasoline Direct Injection

by Robert Bosch, GmbH	
English, German CD-ROM	
Windows 95/98/NT4.0SP5/2000	
ISBN 0-8376-0616-0	
H900	\$29.95

Chevrolet



Corvette by the Numbers™ 1955-1982

The Essential Corvette Parts Reference
How to identify and verify all V-8 Drive-train parts for small and big blocks on all 1955-82 models, including: •283 •327 •350 •396 •427 •454

by Alan Colvin

Softcover, 8-3/8 in. by 11 in., 596 pages
over 1,000 photos, illustrations and diagrams
GM Part No. 88960650
ISBN: 0-8376-0288-2
GCCN \$49.95

The Essential Corvette Parts Reference, *Corvette by the Numbers*™ is the only authoritative reference for identifying and verifying, by casting number, the correct engine and drivetrain parts for your exact model Corvette.

The *Chevrolet by the Numbers*™ book series set the standard in Chevrolet parts identification. This same tradition has been continued with the release of *Corvette by the Numbers*™. In this new book Colvin has managed to go beyond the Chevy books by including information such as Delco starters and radios, LOF glass codes, and year-by-year model changes.

Restoring your Corvette to original factory specifications? You'll find the casting numbers that correspond to your car's Vehicle Identification Number to help you avoid buying the wrong parts. Buying a Corvette? You'll find how to tell if it really is a 'matching numbers' car. Interested in Corvette history? There are fascinating stories that explain everything from mid-year running changes to production idiosyncrasies. Whether you are new to the Corvette hobby or a 15-year Bloomington Gold judge, you can learn something new from *Corvette by the Numbers*™.




Corvette 427
Practical Restoration of a '67 Roadster
 by Don Sherman
 7-7/8 in. by 10-3/8 in., 184 pages
 140 B&W photos
 ISBN 0-8376-0218-1
GCCR\$29.95

"...Sherman's book is more anecdotal stories than boring "slide Tab A into Slot B." There's a little of that...there has to be...but mostly the book is full of good advice if you're thinking of trying your own restoration, told in as entertaining a way as possible given the subject matter." —*Autoweek*




Corvette Fuel Injection & Electronic Engine Management 1982 through 2001: How to Understand, Service and Modify
 by Charles O. Probst
 Softcover, 8-3/8 in. by 11 in., 398 pages
 193 photos and 333 diagrams
 GM Part No. 12497977
 ISBN 0-8376-0861-9
GFCV\$34.95

Engines covered: L98, LT1, LT4, LS6, ZR-1




Zora Arkus-Duntov
The Legend Behind Corvette
 by Jerry Burton
 Hardcover, 8 in. by 9 in., 432 pages
 190 photos
 ISBN: 0-8376-0858-9
GCZA\$39.95

The name Zora Arkus-Duntov has long been inextricably linked with the Corvette in the minds of automotive historians and enthusiasts. But the story of Zora Arkus-Duntov runs far deeper than his twenty plus years of professional involvement as both Corvette's primary advocate within General Motors and as the fiberglass sports car's first chief engineer. Author Jerry Burton, founding editor and current editorial director of *Corvette Quarterly*, has written the first major biography of Zora Arkus-Duntov. In telling the complete story of this complex and fascinating man, Burton takes the reader from Zora's roots in revolutionary Russia to his relentless pursuit of the American dream amidst the backdrop of New York and Detroit during the height of America's love affair with the automobile.



Don't miss this rare opportunity!
Only 250 of these signed
Boxed Sets will be sold.

Chevrolet



Corvette from the Inside
The 50 Year Development History as told by Dave McLellan, Corvette's Chief Engineer 1975-1992
 by Dave McLellan
 Hardcover, 8 in. by 9 in., 288 pages
 189 photos and illustrations
 ISBN: 0-8376-0859-7
GCMC\$39.95

Celebrations began last year to mark the 50th Anniversary of the Chevrolet Corvette. There's no one more qualified than Dave McLellan, the Corvette's second Chief Engineer to reflect upon the remarkable endurance of this legendary American icon.

In *Corvette From the Inside*, McLellan looks at all aspects of the Corvette from its birth as a show car to its success today as Chevrolet's image leader. In telling his story, McLellan uses every tool at his disposal including original sketches and charts drawn by him exclusively for this book, scores of archival photos from GM, photos from his personal collection, and of course his own first-hand memories of 32 years at General Motors.

Corvette Engineering Limited Edition Leather Bound Boxed Set

Set features *Zora Arkus-Duntov: The Legend Behind Corvette* by Jerry Burton and *Corvette from the Inside* by Dave McLellan


Bonded Leather, 8-1/2 in. x 9-7/8 in.
 736 pages total
 390 photos and illustrations
 ISBN: 0-8376-0191-6

GCLE\$300.00

Each boxed set includes:

- Limited edition copy of *Zora Arkus-Duntov: The Legend Behind Corvette* with certificate of authenticity signed by author Jerry Burton
- Limited edition copy of *Corvette from the Inside* with certificate of authenticity signed by author Dave McLellan
- Both books elegantly bound in red bonded leather with gold lettering on spine
- Books are housed in handsome blue bonded leather slip case

Chevrolet




Camaro Exposed: 1967-1969
Designs, Decisions and the Inside View
 by Paul Zazarine
 Softcover, 7-7/8 in. by 10-3/8 in., 176 pages
 more than 165 B&W and color photos
 ISBN 0-8376-0876-7
GCH9 \$24.95

Camaro Exposed: 1967-1969 tells the story of the formative and most collectable years of that classic pony car. Paul Zazarine, the noted muscle car enthusiast and expert, documents the rise of the Camaro from the first glimmer in Chevrolet's eye to the mighty COPO 427 Camaro. For the first time, the reader will be able to view the proposed Camaro station wagon, Camaro fastback, and other amazing designs that GM had seriously considered as it waged a sales war with Ford's highly successful Mustang. Camaro performance enthusiasts will find special delight in the chapter devoted to one of the greatest muscle cars: the Z/28. To top off the story, Zazarine includes a chapter on the ultimate Camaro: the COPO 427.

Camaro Exposed: 1967-1969 is mandatory for muscle car and Camaro lovers. With first-hand interviews and unpublished photos, this book is a great research tool and a terrific gift.




Chevrolet drag racers loved the Camaro for its big engines and light weight. This Camaro "funny car," the Dixie Twister, was actually a fiberglass body on a welded tubular frame. Here driver Huston Platt sticks it to Tasca Ford's Single Overhead Camshaft 427. *courtesy Gold Dust Classics*



Chevrolet by the Numbers™
1955-59
The Essential Chevrolet Parts Reference
 by Alan Colvin
 Softcover, 8-3/8 in. by 11 in., 240 pages
 474 photos and illustrations
 GM Part No. 12366584
 ISBN 0-8376-0875-9
GC59 \$29.95

Covers all 1955-59 passenger cars, including: Series 150, Series 210, Bel Air, Impala, Corvette and El Camino.


Engines covered:
 265, 283 and 348.



Chevrolet by the Numbers™
1960-64
The Essential Chevrolet Parts Reference
 by Alan Colvin
 Softcover, 8-3/8 in. by 11 in., 300 pages
 788 photos and illustrations
 GM Part No. 12365560
 ISBN 0-8376-0936-4
GC64 \$29.95

Covers all 1960-64 passenger cars, including: Biscayne, Bel Air, Impala, Chevy II, Chevelle, and Corvette.


Engines covered:
 283, 327, 348, 409 and 427.



Chevrolet by the Numbers™
1965-69
The Essential Chevrolet Parts Reference
 by Alan Colvin
 Softcover, 8-3/8 in. by 11 in., 352 pages
 360 photos and illustrations
 GM Part No. 24502563
 ISBN 0-8376-0956-9
GC69 \$29.95

Covers all 1965-69 passenger cars, including: Camaro, Corvette, Chevy II/Nova, Chevelle, Impala, Bel Air, and El Camino.

Engines covered:
 283, 302, 307, 327, 350, 396, 409 and 427.




Chevrolet by the Numbers™
1970-75
The Essential Chevrolet Parts Reference
 by Alan Colvin
 Softcover, 8-3/8 in. by 11 in., 312 pages
 220 photos and illustrations
 GM Part No. 24502564
 ISBN 0-8376-0927-5
GC75 \$29.95

Covers all 1970-75 passenger cars, including: Chevelle, Camaro, Corvette, Nova, Bel Air, Monte Carlo, Impala, and El Camino.

Engines covered:
 262, 307, 350, 400, 402 and 454.

Chevrolet



Chevrolet & GMC Light Truck Owner's Bible™

by Moses Ludel

Softcover, 8-3/8 in. by 11 in., 384 pages

760 photographs and illustrations

GM Part No. 12363286

ISBN 0-8376-0157-6

GOWC\$34.95

A Hands-on Guide to Getting the most from your Chevrolet or GMC. Covers 1939-1995 Chevy and GMC full-size Light Trucks, pickups and SUVs

Moses relates the history of Chevrolet's engineering and technology advancements in the pickup and provides buyer's guide tips for both new and used trucks. In-depth preventive maintenance and tuning information covers all the General Motors engines, from the classic Stovebolt and Jimmy sixes through the modern TBI V-8s. There's also a special section that explains how to build a 383 "stroker" small-block V-8 for maximum trailer pulling and off-road power.


These engine modification steps are supported with procedures for upgrading the popular 700R-4 automatic overdrive transmission and manual transmission gear assemblies. Suspension modifications and lift kits are also covered.

If you own a Chevrolet or GMC Light Truck, look no further-this is the essential book for maintaining, modifying and enjoying your truck.

Covers all Chevy and GMC Light Trucks from 1939 to 1995, including:

- Full-Size and C/K Trucks to one ton capacity
- Sierra C/K to 3500 Series
- Suburban/Carryall
- Blazer/Jimmy/Yukon/Tahoe

Ford



The Official Ford Mustang 5.0 Technical Reference & Performance Handbook

by Al Kirschenbaum

Softcover, 7-7/8 in. by 10-3/8 in., 442 pages,

272 photos & illustrations


Ford Racing Part No. M-1832-Z4

ISBN 0-8376-0210-6

GFM5\$34.95

Features

- Complete door tag and VIN translations, plus V-8 engine, transmission and rear end codes
- A year-by-year (1979-93) review of what Ford built, with a breakdown of powertrain and driveline specs for V-8 Ford Mustang and Mercury Capri models. Restorers! Read this reference guide before you turn a wrench
- Critical specs and detailed data on all production 5.0-liter H.O. and GT-40 engine hardware including, blocks, cranks, pistons, rods, heads, cams, intake, ignition, exhaust and cooling systems, as well as all factory-fitted transmissions and rear ends, plus suggested upgrades
- Complete specifications on original equipment suspension, braking and steering systems, as well as popular improvement paths and equipment
- Comprehensive coverage of the limited-production 1993 Mustang Cobra and the already rare 1993 Cobra R-Model
- A complete review of Fox-body Mustang police cars, with detailed discussions of their Special Service systems and equipment
- Parts and systems replacements include interchangability, conversions, and swaps. Hands-on tips and tricks reveal low-cost horsepower sources. Analysis of the most effective approaches to improving a 5-liter Mustang's output: supercharging, nitrous-oxide, turbocharging and increased displacement
- Owners of 5-liter 1994-95 V-8 Mustangs and 1996-and-later Explorers and Mountaineers will find applicable cross-over data in the coverage of Ford's fuel-injected small-block V-8



Ford Fuel Injection & Electronic Engine Control

How to Understand, Service and Modify, 1988-1993

by Charles O. Probst, SAE

Softcover, 8-1/2 in. by 11 in., 454 pages

430 photos and illustrations


110 wiring diagrams

Ford Racing Part No. M-1832-Z1

ISBN 0-8376-0301-3

GFF9\$34.95

This is the authoritative, hands-on book for Ford EEC-IV Engine control systems used on Ford cars and trucks. Covers all EEC-IV systems on Ford, Lincoln, Mercury cars and light trucks.



Ford Fuel Injection & Electronic Engine Control

How to Understand, Service and Modify, 1980-1987

by Charles O. Probst, SAE

Softcover, 8-1/2 in. by 11 in., 330 pages


78 pages of wiring diagrams

ISBN 0-8376-0302-1

GFF8\$29.95

Covers all EEC-III and EEC-IV Systems on Ford, Lincoln, Mercury cars and light trucks.

Ford



Ford F-Series Pickup Owner's Bible™

by Moses Ludel

Softcover, 8-3/8 in. by 11 in., 370 pages

763 photographs and illustrations

Ford Racing Part No. M-1832-Z2

ISBN 0-8376-0152-5

GOWF\$34.95

A Hands-on Guide to Getting the Most From Your 1948 through 1995 F-Series Pickup.


Ford F-Series Pickups are the best-selling vehicles in America, with more than half a million sold every year. Their enduring popularity is due to their unmatched combination of amazing versatility and excellent value.

Author Moses Ludel has written the authoritative companion book for your F-Series pickup. His tips and suggestions cover the full range of F-Series duties and help you get the most from your pickup, whether it's a farm workhorse, weekend trailer puller, 4x4 trail crawler, rolling office, or daily driver.

High performance modifications, accessories to tailor your Ford to your individual driving demands, F-Series development history, and tips you should know when buying a new or used F-Series are just a few of the many topics covered.

Many F-Series owners take pride in maintaining and servicing their pickups themselves. To help the "do-it-yourselfer," Moses provides step-by-step instruction backed up with hundreds of photographs that cover everything from oil changes and basic tune-ups to more complicated engine, transmission, suspension, and electrical work. With his experienced, hands-on guidance, Moses makes it easy for you to keep your F-Series operating at peak condition.

Harley-Davidson



Harley-Davidson Evolution V-Twin Owner's Bible™

by Moses Ludel

Softcover, 7-7/8 in. by 10-3/8 in., 286 pages

530 photographs and illustrations

ISBN 0-8376-0146-0

GOWH\$34.95

Covers all Harley-Davidson Evolution V-Twin models from 1984 through 1998.

This book provides all Harley-Davidson Evolution V-Twin owners, would be owners and enthusiasts all the information necessary to greater enjoyment of these fantastic bikes. Filled with buying and riding advice, service procedures, and performance and accessory modification how-tos. This book covers everything essential to better understanding these bikes.


Whether your bike is an FLHS Electra Glide, an XLH Sportster 1200, or a Buell S3T Thunderbolt, Moses Ludel's *Harley-Davidson Evolution V-Twin Owner's Bible™* will give you precisely the kind of information you need to buy, maintain, and enjoy your Harley-Davidson for years to come.

With his years of experience as a mechanic and automotive writer, Moses Ludel explains dozens of topics, such as assessing a pre-owned motorcycle, routine oil and filter changes, drivetrain adjustments, fork and suspension tuning, accessory installation tips, and streetable performance upgrades, all backed up by hundreds of step-by-step illustrations—information crucial to owning, understanding, and riding your Harley-Davidson, even if you don't work on it yourself.

"The book is great! Well laid-out and informative. . . I recommend it to anyone who wants to delve deeper into the Harley!"
—**Kent Stephens, Harley-Davidson of Reno**

"...this book belongs in the hands of every Harley-Davidson Evolution V-Twin enthusiast."
—**Asphalt Angels Magazine**

Honda



Civic Duty

The Ultimate Guide to the World's Most Popular Sport Compact Car—the Honda Civic

by Alan Paradise

Softcover, 7-7/8 in. by 10-3/8 in., 200 pages

135 color and B&W photos

ISBN 0-8376-0215-7

GHCD\$24.95

Covers Honda Civic, del Sol, and CR-X.

The Honda Civic—it's been called the '55 Chevy of the '90s and recognized as the leader of the import sport compact car phenomena that is sweeping the country. If you dream of owning a tricked out Honda or already have a Honda Civic, CR-X, or del Sol and want to make it fly or just look like it can, this book is for you!

Civic Duty covers every aspect of Honda Civic modification from the mechanical to the artistic with chapters on:

- Suspension modifications for street, strip, or track—springs, shocks, bushings, anti-roll bars, strut tower bars, wheels and tires
- Bolt-on performance—air induction systems, cam timing and overdrive pulleys, headers, exhaust systems, ignition, and ECU technology
- Hard core engine modification—complete engine swap information that tells you which are the best and easiest swaps and which are the ones to avoid, pistons, head work, cams, engine building tricks, supercharging vs. turbocharging, and nitrous
- Getting the power to the pavement—clutches and flywheels, differential, and shifters
- Braking—pads, rotors, and discs all around
- Exterior interior styling—exterior styling components (including rear deck wings) and a chapter on exterior graphics
- Interior design—seats, door panels, gauges, and cages
- Performance driving—road racing and autocross, drag racing, and driving schools
- Finding and starting a Honda club
- The history of the Civic with photos of the various models

Order Form

How to Order

Orders must be prepaid by credit card (Visa, MasterCard, or American Express), check, or money order (U.S. dollars). Sorry, no CODs.



Online: Visit www.BentleyPublishers.com for 24-hour shopping convenience and secure online ordering.



Phone: Call toll free 800-423-4595.
Please have your credit card information ready.



Mail: Complete this form, detach and mail to the address at the bottom of this page, or use the handy self-mailer.



Fax: Fill out this order form and fax it to us anytime (24-hours a day) at 617-876-9235.
We do not need a confirmation copy by mail.



www.

BentleyPublishers

.com

1734 Massachusetts Ave.,

Cambridge, MA 02138 USA

Tel: 800-423-4595 • 617-547-4170

Fax: 617-876-9235

E-mail: sales@bentleypublishers.com

International Orders: We send international orders via DHL whenever possible because delivery by surface can be very slow. Shipping is billed at actual cost, depending on final destination and weight. Detailed examples of shipping costs are available at our website. Please provide a phone number, fax number, or e-mail address on this form so we can notify you of the exact shipping cost before processing your order.

Shipping: Continental US: shipping charges (via UPS and USPS) are \$6.95. If your address is a P.O. Box, your order will ship via Priority Mail. Orders will arrive within 5–10 business days. AK, HI, PR, USVI, Guam: your order will be shipped Priority Mail at a cost of \$6.95. Please allow 5–15 business days for your order to arrive. Canada: your order will be shipped Air Mail at a cost of \$9.95. Please allow 5–15 business days for your order to arrive.

Rush Shipments: Please phone or fax rush shipments by 1:00 pm EST. Continental US: For 2ND-DAY AIR, shipping for books under \$60.00 is an additional \$15.00 for a total of \$19.95. For books \$60.00 and over, please add \$20.00 for a total of \$24.95. For NEXT-DAY AIR, shipping for books under \$60.00 is an additional \$25.00 for a total of \$29.95. For books \$60.00 and over, please add \$35.00 for a total of \$39.95.

Satisfaction Guaranteed! If you are dissatisfied with a Bentley book or manual for any reason please return it with a request for a refund and your comments within six weeks for a full refund.

Name _____		
Address _____		

City _____	State _____	Zip _____
Phone _____	Fax _____	
P.O. Number _____		

Location	Method	Price
USA	UPS Ground (5-7 days for delivery)	US \$6.95
	Overnight more than US \$60	US \$39.95
	Overnight less than US \$60	US \$24.95
	Second Day greater than US \$60	US \$24.95
	Second Day less than US \$60	US \$19.95
	Priority (AK, HI, PR, Guam, USVI)	US \$6.95
Canada	USPS Air Mail (10-15 days)	US \$9.95
	Rush Shipping	Contact us
International	DHL	Contact us

Title	Book Code	Price	Quantity	Total

Orders are shipped UPS when possible and by mail to Guam, AK, HI, PR and USVI, Airmail to Canada, and DHL to other international locations. Please provide a daytime phone number in case we need to contact you about your order.

Shipping _____
Tax (MA residents add 5%) _____
Total _____

Payment																					
<input type="checkbox"/> Check or Money Order <input type="checkbox"/> American Express (15 digits) <input type="checkbox"/> MasterCard (16 digits) <input type="checkbox"/> VISA (13 or 16 digits)	<div>Card Account Number</div> <table border="1"> <tr> <td>1</td><td>2</td><td>3</td><td>4</td><td>5</td><td>6</td><td>7</td><td>8</td><td>9</td><td>10</td><td>11</td><td>12</td><td>13</td><td>14</td><td>15</td><td>16</td> </tr> </table> <div>Expiration Date</div> <table border="1"> <tr> <td>M</td><td>M</td><td>Y</td><td>Y</td> </tr> </table> <div>signature of authorized buyer</div>	1	2	3	4	5	6	7	8	9	10	11	12	13	14	15	16	M	M	Y	Y
1	2	3	4	5	6	7	8	9	10	11	12	13	14	15	16						
M	M	Y	Y																		



www.

BentleyPublishers

.com



NO POSTAGE
NECESSARY
IF MAILED
IN THE
UNITED STATES

BUSINESS REPLY MAIL


FIRST-CLASS MAIL PERMIT NO. 29544 CAMBRIDGE, MA

POSTAGE WILL BE PAID BY ADDRESSEE

www.

BentleyPublishers
.com

1734 Massachusetts Avenue
Cambridge MA 02138-9940
USA



Fold into thirds, tape securely and mail. **Do not staple!**

Fold into thirds, tape securely and mail. **Do not staple!**

Workshop Manuals

The Jaguar XJS (includes HE Supplement) Workshop Manual: 1975–1988 1/2
by Jaguar Cars Ltd.
8 in. by 11-1/2 in., 420 pages
ISBN 0-8376-0522-9
YJWS
(AKM3455 Edition 4 pub. 1984) ... \$139.95

The Jaguar XJ6/XJ12 Series 3 Workshop Manual: 1979–1987
by Jaguar Cars Ltd.
8 in. by 11-1/2 in., 470 pages
ISBN 0-8376-0532-6
YJWJ
(AKM9006 Edition 2 pub. 1985) ... \$109.95

The Jaguar XJ6 Series 2 Workshop Manual: 1974–1979
by Jaguar Cars Ltd.
8 in. by 11-1/2 in., 368 pages
1,069 illustrations and diagrams
ISBN 0-8376-0535-0
YJW8 (E188/4) \$104.95

The Jaguar XJ12 Series 2 Workshop Manual: 1974–1978
by Jaguar Cars Ltd.
ISBN 0-8376-0538-5
YJW9 \$104.95

The Jaguar XJ6 Series 1, 2.8 and 4.2 Litre, Workshop Manual: 1969–1973
by Jaguar Cars Ltd.
8-1/2 in. by 10-3/4 in., 584 pages
761 illustrations and diagrams
ISBN 0-8376-0542-3
YJW6 (E155/3H) \$104.95

The Complete Official Jaguar "E", all 6 Cylinder Models Series 1 and Series 2 (4.2 E-type & 2+2) 1961–1971
by Bentley Publishers
11-3/8 in. by 9 in., 416 pages
801 illustrations and diagrams
ISBN 0-8376-0136-3
X136 \$54.95

The Jaguar Mk 10 and 420G, 3.8 and 4.2 Litre, Workshop Manual: 1961–1969
by Jaguar Cars Ltd.
Hardcover, 8-1/2 in. by 10-3/4 in., 364 pages
ISBN 0-8376-0577-6
YJW4 (E136/2) \$104.95

The Jaguar S-Type, 3.4 and 3.8 Litre, Workshop Manual: 1963–1966
by Jaguar Cars Ltd.
8-1/2 in. by 10-3/4 in., 566 pages
ISBN 0-8376-0576-8
YJW5 (E133/3) \$104.95

The Jaguar Mk 2 Models, 2.4, 3.4 and 3.8 Litre, Workshop Manual: 1960–1968
by Jaguar Cars Ltd.
8-1/2 in. by 10-3/4 in., 566 pages
ISBN 0-8376-0524-5
YJW2 (E121/7) \$104.95
Note: This manual also applies for 240 and 340 models.

The Jaguar XK 120/140/150, Mks VII, VIII, and IX, Workshop Manual: 1949–1961
Includes Supplements for Doorlocks, Overdrive Unit, Automatic Transmission, and Electrical Wiring Diagrams
by Jaguar Cars Ltd.
ISBN 0-8376-0568-7
YJWX \$139.95

Parts Catalogues

Note: Jaguar did not produce illustrated Parts Catalogues for Series 2 E-types. Without illustrations, these Parts Catalogues proved difficult to use, and for that reason, are not offered.

The Jaguar XJ6 Series 2 Spare Parts Catalogue: 1972–1979
by Jaguar Cars Ltd.
400 pages
ISBN 0-8376-0579-2
YJP5 (RTC9883) \$99.95

The Jaguar XJ6 Series 1 Spare Parts Catalogue: 1968–1972
by Jaguar Cars Ltd.
186 pages
ISBN 0-8376-0578-4
YJP1 (RTC9106) \$54.95

The Jaguar E-type V12 Series 3 Roadster Spare Parts Catalogue: 1971–1974
by Jaguar Cars Ltd.
8-1/4 in. by 11-1/2 in., 250 pages
ISBN 0-8376-0519-9
YJP3 (RTC9014) \$54.95

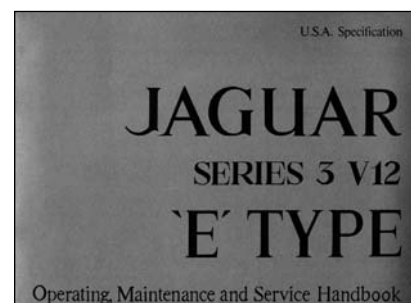
The Jaguar E-type 4.2 Series 1 Spare Parts Catalogue: 1965–1968
by Jaguar Cars Ltd.
10 in. by 11-1/2 in., 295 pages
ISBN 0-8376-0548-2
YJP2 (J37) \$69.95

The Jaguar E-type 3.8 Series 1 Spare Parts Catalogue: 1961–1964
by Jaguar Cars Ltd.
7-3/4 in. by 10-3/4 in., 334 pages
ISBN 0-8376-0537-7
YJP8 (J30) \$69.95

The Jaguar 420 Spare Parts Catalogue: 1967–1968
by Jaguar Cars Ltd.
Ringbound, 10-in. by 11-1/2 in., 340 pages
ISBN 0-8376-0551-2
YJP4 (J39) \$74.95

Jaguar

Jaguar driver's handbooks



The Jaguar E-type V12 Series 3 Driver's Handbook: 1971–1974
by Jaguar Cars Ltd.
8-3/4 in. by 6-3/8 in., 86 pages
ISBN 0-8376-0557-1
YJH3 (A181/2) \$35.95

The Jaguar E-type Series 2 4.2 (including 2+2) Driver's Handbook: 1969–1971
by Jaguar Cars Ltd.
9 in. by 6-1/2 in., 80 pages
ISBN 0-8376-0534-2
YJHE (E154/5) \$35.95


The Jaguar E-type Series 1 4.2 (including 2+2) Driver's Handbook: 1965–1967
by Jaguar Cars Ltd.
6-3/4 in. by 9-1/4 in., 82 pages
ISBN 0-8376-0509-1
YJH1 (E131/6) \$35.95

The Jaguar Mk 2 Models, 3.8 Litre Driver's Handbook: 1960–1966
by Jaguar Cars Ltd.
9 in. by 6-1/2 in., 84 pages
ISBN 0-8376-0502-4
YJH2 (E115/10) \$35.95

The Jaguar XK 150 Driver's Handbook: 1958–1961
by Jaguar Cars Ltd.
84 pages
ISBN 0-8376-0582-2
YJH5 (E111/2) \$35.95

The Jaguar XK 140 Driver's Handbook: 1954–1957
by Jaguar Cars Ltd.
72 pages
ISBN 0-8376-0581-4
YJH4 (E101/2) \$35.00

The Jaguar XK 120 Driver's Handbook: 1949–1954
by Jaguar Cars Ltd.
72 pages
ISBN 0-8376-0580-6
YJHO \$35.95



Jeep® Owner's Bible™

Updated 2nd Edition

by Moses Ludel

Softcover, 8-3/8 in. by 11 in., 390 pages

804 photos and illustrations

Chrysler/Jeep Part No: 00PM3361

ISBN 0-8376-0154-1

GJEE \$29.95


Covers all Jeep models, from MB up, including Grand Cherokee, Wrangler, Cherokee, all CJ models, Scrambler, Wagoneer, Pickups, Jeepster, and J-trucks.

For Jeep fans, Jeep owners, and even those just contemplating the purchase of a Jeep, there is no substitute for this incredibly popular, versatile vehicle—over 3.5 million Jeeps have been sold since 1945. And for everything you need to get the most out of Jeep ownership, there is no substitute for *Jeep Owner's Bible™* by Moses Ludel, recognized as the most comprehensive, authoritative guide to the Jeep ever published.

In the words of *Jeep Owner's Bible™* author Ludel, "For those who never intend to work on their Jeep themselves, the *Jeep Owner's Bible™* provides basic orientation, explains mechanical features of Jeep 4WD trucks, offers valuable troubleshooting tips and makes it easier to discuss repair or modification work with a professional mechanic. For the do-it-yourselfer, *Jeep Owner's Bible™* serves as a technical guide, model review, and data source. . . . Equipped with this book and a genuine Jeep factory service manual for your model, you can accomplish quality repairs or a complete mechanical restoration."



Non-directional finish of rotors assures semi-metallic lining break-in. Some manufacturers recommend a brake lathe grinder for this task, while others find a hand held drill motor and disc sander acceptable. Use a particle mask and safety goggles.



Jeep® CJ Rebuilder's Manual: 1946 to 1971

by Moses Ludel

Softcover, 8-3/8 in x 11 in., 568 pages

1,371 photos and illustrations

Mopar Performance Part No: P4510077

ISBN: 0-8376-1037-0

GJR1 \$39.95


Models covered: 1946 to 1971

Jeep CJ-2A, CJ-3A, CJ-3B, CJ-5, CJ-6 and MB, M38, and M38A1


Is it time to rebuild the axles or install a locking differential on your vintage Jeep vehicle? Does your CJ model need a frame-off restoration? Between these covers you will find the unit repair and overhaul steps for completely rebuilding a 1946–1971 Jeep CJ! Moses Ludel, Jeep vehicle expert, automotive instructor and author of the *Jeep® Owner's Bible™*, demystifies the most complex service procedures.

For the Jeep vehicle owner who finds the typical workshop manual impossible to decipher, Moses Ludel breaks ground with this book. No longer will you struggle with pages of text and an occasional photograph. Moses undertook the *Jeep® CJ Rebuilder's Manual* to meet the needs of Jeep vehicle owners and restorers. With this ambitious effort, Moses launches a series of 'how-to' rebuild manuals with a photograph marking each technical step.

For an authentic restoration to original equipment standards or sensible upgrades that will enhance the performance of your vintage Jeep CJ, this is the book.



Check balls, needles and other sensitive parts need careful handling. Note that pliers grip the needle away from the tapered tip.



Jeep® CJ Rebuilder's Manual: 1972 to 1986

by Moses Ludel

Softcover, 8-3/8 in. x 11 in., 612 pages

1,749 photos and illustrations

Mopar Performance Part No: P4510078

ISBN: 0-8376-0151-7

GJR2 \$39.95

Models covered: 1946 to 1971

CJ-5, CJ-6, CJ-7, CJ-8/Scrambler

The AMC-era CJ Jeep vehicle is a four-wheel drive icon. Built from 1972–1986, these models offer advanced technology and exceptional off-pavement ability. Today, they remain top contenders on the roughest trails and byways, providing the rugged utility that owners expect from the Jeep brand.

If working on your Jeep vehicle engine, transmission, transfer case, axles, steering system, electrical system or body tub has seemed just beyond your skill level, here is the fix!

At his Camp Jeep® workshops, Moses discovered that hobbyists and professional Jeep vehicle mechanics alike want heavily illustrated, step-by-step 'how-to' manuals. The author and photographer/illustrator of more than 2,500 magazine tech articles and five popular *Owner's Bible™* books, Moses undertook the *Jeep® CJ Rebuilder's Manual™* to meet the needs of Jeep vehicle owners and restorers. Using a pictorial, step-by-step format, this ambitious effort launches a series of 'how-to' rebuild manuals with a photograph marking each technical step.



On the bench, the condenser and points come out easily. Old Autolite point sets have one hold-down screw. The breaker arm pivot slides over a support pin on the breaker plate.

Land Rover

Land Rover Defender Workshop Manual: 1993–1995
by British Leyland Motors
ISBN 0-8376-0663-2
YRW4\$129.95

Land Rover Discovery Workshop Manual: 1995–1998
by British Leyland Motors
ISBN 0-8376-0664-0
YRW5\$129.95

Land Rover Discovery Parts Catalogue: 1989–1998
by Rover Group Ltd.
ISBN: 0-8376-1022-2
YRW8\$99.95

Land Rover Discovery Workshop Manual: 1999–2002
by British Leyland Motors
ISBN 0-8376-0670-5
YRW7\$149.95

Land Rover 3.5, 3.9, 4.0, 4.2 and 4.6 V8 Petrol Engine Overhaul Manual
by Rover Group Ltd.
ISBN: 0-8376-0665-9
YRW6\$54.95

Land Rover Series 1 Workshop Manual: 1948–1958, Gasoline and Diesel
by British Leyland Motors
ISBN 0-8376-0516-4
YRW1\$74.95

The Land Rover Series II: 1959–1970
Part 1 (engine only) and Part 2 (all except engine) Workshop Manuals
by British Leyland Motors
ISBN 0-8376-0529-6
YRW2\$129.95

The Land Rover Series III Workshop Manual: 1972–1985
by British Leyland Motors
ISBN 0-8376-0526-1
YRW3\$79.95

Working in the Wild: Land Rover's Manual for Africa
by Rover Group, Ltd.
ISBN 0-8376-1040-0
YRW9\$29.95

Range Rover


The Range Rover Workshop Manual: 1970–1985
by British Leyland Motors
ISBN 0-8376-0563-6
YVW1\$104.95

The Range Rover Workshop Manual: 1986–1989
by British Leyland Motors
ISBN 0-8376-0606-3
YVW3\$139.95

Mercedes-Benz

The Range Rover Workshop Manual: 1990–1994
by British Leyland Motors
ISBN 0-8376-0607-1
YVW4\$139.95

The Range Rover Workshop Manual: 1995–2002
by British Leyland Motors
ISBN 0-8376-0671-3
YVW5\$149.95



Mercedes-Benz E-Class (W124) Owner's Bible™ 1986–1995
by Bentley Publishers
8-3/8 in. by 11 in., 352 pages
495 photos, illustrations and diagrams
ISBN 0-8376-0230-0
GMOB\$39.95

This book is an E-class buyer's guide, maintenance handbook and technical reference source all wrapped into one. It is full of tech tips, service hints and system descriptions, plus lots of insightful information about the W124 E-Class chassis.

This *E-Class Owner's Bible™* can help steer you through the purchase of your first Mercedes-Benz, provide the information necessary to maintain your E-Class to factory standards, give you the assurance to speak knowledgeably to your service professional and provide you with the hot setup for better road handling.

The prospective buyer will also find tips on what to watch out for, why a pre-purchase inspection is important and why one model may be preferred to another. Do-it-Yourself owners will discover a huge hands-on maintenance chapter to help keep their E-Class at peak efficiency.

To bring you this authoritative volume, Bentley Publishers has teamed up with Stu Ritter, a 25-year independent Mercedes-Benz repair shop owner/technician and current technical editor of *The Star* (the magazine of the Mercedes-Benz Club of America).

MG

The MGC Driver's Handbook (1967–1969)
by British Leyland Motors
64 pages
ISBN 0-8376-0503-2
YMHC (AKD4887)\$17.95

The MG Midget 1500 Driver's Handbook (1979)
by British Leyland Motors
ISBN 0-8376-0590-3
YMHK (AKD4386)\$17.95

The MG Midget MK 3 Driver's Handbook (1974)
by British Leyland Motors
ISBN 0-8376-0549-0
YMHM (AKD3436)\$17.95

The MGA 1500 Driver's Handbook (1960)
by British Leyland Motors
64 pages
ISBN 0-8376-0589-X
YMH1 (AKD598G)\$17.95

The MG Midget TF and TF 1500 Driver's Handbook (1954–1955)
by British Leyland Motors
64 pages
ISBN 0-8376-0583-0
YMHF (AKM658A)\$17.95

The MG Midget TD Driver's Handbook (1950–1953)
by British Leyland Motors
74 pages
ISBN 0-8376-0584-9
YMHG\$17.95

Tuning Handbooks

The MGB Tourer and GT Tuning Handbook: 1975–1980
by British Leyland Motors
ISBN 0-8376-0504-0
YMHT (CAKD4034L)\$17.95

The MGB Tuning Handbook (1800cc): 1962–1974
by British Leyland Motors
50 pages
13 illustrations and diagrams
ISBN 0-8376-0506-7
YMH8 (AKD4034)\$17.95

Morris Minor

The Morris Minor Workshop Manual (all models): 1956–1971
by British Leyland Motors
8-1/4 in. by 10-3/4 in., 460 pages
ISBN 0-8376-0520-2
YNW1 (AKD530)\$54.95

Workshop Manuals

Bentley Publishers is the exclusive, factory-authorized publisher of MG, Austin-Healey, Triumph, and Jaguar Service and Repair Manuals in the United States and Canada.

Each Official Workshop Manual includes the Driver's Handbook and incorporates additional factory procedures and specifications that became available following the publication of the original factory information. There is also a substantial amount of supporting information compiled by Bentley Automotive Engineers in conjunction with the British Leyland training organization. This includes emission control and air conditioning supplements, as well as high-performance special tuning manuals with competition parts lists when available.

The Complete Official MGB: 1975-1980 Includes Driver's Handbook, Workshop Manual

by Bentley Publishers
8-1/2 in. by 11 in., 304 pages
419 illustrations and diagrams
ISBN 0-8376-0112-6
X112 \$40.00

The Complete Official MGB: 1962-1974

Includes Driver's Handbook, Workshop Manual, Special Tuning Manual
by Bentley Publishers
9 in. by 12 in., 480 pages
650 illustrations
ISBN 0-8376-0115-0
X115 \$50.00

The Complete Official MG Midget 1500: 1975-1979

by British Leyland Motors
8-1/2 in. by 11 in., 384 pages
600 illustrations and diagrams
ISBN 0-8376-0596-2
YMW5 \$59.95

The MGA 1500, 1600, 1600 (Mk II)

Workshop Manual: 1955-1962
by British Motor Corporation Ltd.,
MG Car Division
7-3/4 in. by 10-5/8 in., 272 pages
ISBN 0-8376-0510-5
YMW2 (AKD600D) \$64.95

The MGA 1600 Twin Cam Workshop Manual: 1958-1960

by British Motor Corporation Ltd.,
MG Car Division
7-3/4 in. by 10-5/8 in., 204 pages
ISBN 0-8376-0501-6
YMW1 (AKD926B) \$54.95

The MG Workshop Manual Complete Tuning and Maintenance for all Models, from "M" type to "T.F. 1500": 1929-1955

by W.E. Blower
7 in. by 10 in., 608 pages
368 illustrations
ISBN 0-8376-0117-7
X017 \$60.00

Parts Catalogs

The Official Factory Parts Catalogues show exploded views of systems and identify each part by name and factory part number. These highly detailed illustrations are an indispensable reference for anyone involved in a restoration project or intricate repair job. Having the correct part name and number also makes it faster and easier to accurately order your parts.

The MGB Tourer and GT

Parts Catalogue: 1977-1980
by British Leyland Motors
8-1/2 in. by 11-1/2 in., 170 pages
ISBN 0-8376-0500-8
YMP7 (AKM0037) \$49.95

The MGB Tourer, GT and V8

Parts Catalogue: 1962-1976
by British Leyland Motors
8-1/2 in. by 11-1/2 in., 440 pages
ISBN 0-8376-0505-9
YMP6 (AKM0039) \$64.95

The MG Midget Mk 2 and Mk 3

Parts Catalogue: 1962-1974
by British Leyland Motors
8-1/2 in. by 11-1/2 in., 280 pages
ISBN 0-8376-0513-X
YMP3 (AKM0036) \$64.95

The MG MGA 1500

Parts Catalogue: 1955-1959
by British Leyland Motors
ISBN 0-8376-0570-9
YMP5 (AKD1055) \$64.95

The MG MGA 1600

Parts Catalogue: 1959-1962
by British Leyland Motors
ISBN 0-8376-0569-5
YMPA (AKD1215) \$69.95

Driver's Handbooks

Driver's Handbooks are the glovebox owner's manuals that were provided with every new car. They are offered here in their original format and size, typically 8-1/2 in. by 5-1/2 in. They are the finishing touch to a restoration or concours display.

The MGB Driver's Handbook (1975 U.S. edition)

by British Leyland Motors
8-1/2 in. by 5-1/2 in., 100 pages
ISBN 0-8376-0588-1
YMHG (AKD3286) \$17.95

The MGB Driver's Handbook (1974 U.S. edition)

by British Leyland Motors
8-1/2 in. by 5-1/2 in., 95 pages
ISBN 0-8376-0521-0
YMH7 (AKD8639) \$17.95

The MGB Driver's Handbook (1972 U.S. edition)

by British Leyland Motors
8-1/2 in. by 5-1/2 in., 76 pages
ISBN 0-8376-0592-X
YMHE (AKD8155) \$17.95

The MGB Tourer and GT Driver's Handbook (1971 U.S. edition)

by British Leyland Motors
8-1/2 in. by 5-1/2 in., 74 pages
ISBN 0-8376-0587-3
YMHH (AKD7881) \$17.95

The MGB Tourer and GT Driver's Handbook (1969 U.S. edition)

by British Leyland Motors
76 pages
ISBN 0-8376-0591-1
YMH9 (AKD3900J) \$17.95

The MGB Tourer and GT Driver's Handbook (1968 U.S. edition)

by British Leyland Motors
62 pages
ISBN 0-8376-0585-7
YMH8 (AKD7059) \$17.95

The MGB Driver's Handbook (1965 edition)

by British Leyland Motors
5-1/2 in. by 8-1/2 in., 68 pages
ISBN 0-8376-0530-X
YMH6 (AKD3900C) \$17.95


Mini



Mini 1959-1976 Workshop Manual

by British Leyland Motors
Softcover, 8-1/4 in. x 11-1/2 in., 362 pages
ISBN: 0-8376-1024-9
YMW1 \$59.95

Pontiac



Glory Days

When Horsepower and Passion Ruled Detroit

by Jim Wangers, with Paul Zazarine
Softcover, 7 in. by 10 in., 348 pages
223 illustrations and photos, 53 in color
ISBN 0-8376-0208-4

GGTS\$29.95

Back by popular demand! With renewed interest in GTO due to Pontiac's scheduled 2004 launch of the new GTO, veteran automotive marketer Jim Wanger's book *Glory Days* is available once again.


The automobile industry is one of the most capital—and marketing-intensive industries in the world today. Common wisdom states that the keys to sales success in the industry are no different than in any other: brand management, product positioning, and brand imaging. But what do these commonly traded buzzwords really mean, and how do they translate into a successful brand campaign?

In *Glory Days*, Jim Wangers uses his 45-year career in Detroit as the basis for explaining successful brand marketing for automobiles:

- Why brand management for cars is not the same as for other "branded" products
- How to position a model for the best possible tie-in promotion—and how not to
- What it takes to establish and evolve a brand image

"Any car maker's greatest asset is their perceived image in the marketplace." Wangers knows what he is talking about, for he was part of the most successful brand marketing campaign to ever come out of Detroit. At a time when such automotive legends as "Bunkie" Knudsen, Pete Estes, and John DeLorean held sway in the Motor City, Jim Wangers created and defined the American musclecar image, devising savvy brand marketing strategies to promote the car that started it all and became a cultural icon: the Pontiac GTO.

Porsche



Porsche:

Excellence Was Expected

The Comprehensive History of the Company, its Cars and its Racing Heritage


by Karl Ludvigsen
Hardcover, 9-1/2 in. x 10-1/2 in., 1,574 pages
1,478 b&w and 151 color photos and illustrations

Three volume set housed in a bonded slipcase
ISBN: 0-8376-0235-1

GPEX\$239.95

When the first edition of *Porsche: Excellence Was Expected* was published in 1977, reviewers sang high praises for author Karl Ludvigsen and his monumental book. Now Ludvigsen surpasses these achievements with this fully updated edition of *Porsche: Excellence Was Expected*. This new edition includes augmented and edited versions of the 32 chapters from the 1977 book, as well as an additional 29 chapters that cover Porsche's history through 2002. This three-volume, 1,574-page set contains the photos and artwork from the original version, enhanced by over 742 new black and white photos and 50 new color drawings of Porsche production and racing cars which were commissioned specifically for this updated edition. Author Ludvigsen has outdone himself in presenting the inner workings, masterpieces and failures of an independent automaker that has exerted a disproportionately powerful influence on the automotive industry. If the first edition of *Excellence Was Expected* was "the definitive archetypal marque history," (Michael Scarlett, *Autocar*) this revision and update is much more so. Ludvigsen's masterwork is once again set to achieve new milestones, just as the company it chronicles continues to shape our very definition of the term "sports car."

"His Porsche book is . . . a work that every real car enthusiast in the world should have in his library." —**David E. Davis, *Car and Driver***



Porsche 911 (964): 1989-1994

Enthusiast's Companion™

Carrera 2, Carrera 4, and Turbo

by Adrian Streater
Softcover, 8-3/8 in. x 11 in., 638 pages
ISBN: 0-8376-0293-9

GP64\$69.95

An encyclopedia of knowledge for the 1989 through 1994 Carrera 2, Carrera 4, and Turbo models. It is a buyer's guide, a maintenance and repair handbook and a technical reference all wrapped into one. This book can help steer you through the purchase of your first 964, be it a C2 with Tiptronic or a full-on 3.6 Turbo Cabriolet. It is full of tech tips, service hints and system descriptions, plus lots of DIY repairs collected from all around the world. You will even find an extensive race track section of 964 racecars and their drivers.

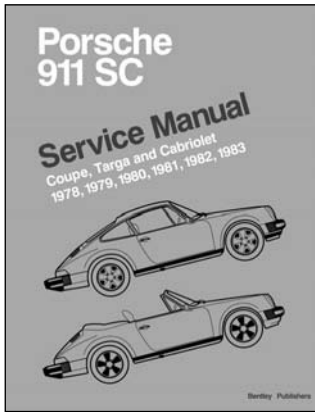
This is a book for the hands-on enthusiast. It provides the information necessary to maintain your 964 to factory standards, gives you the assurance to speak knowledgeably to your service professional, and can even provide you with the hot setup for the track.

To bring you this authoritative volume, author Adrian Streater has scoured the globe in search for the 964 enlightened information and technical procedures. Almost every conceivable question you could ask about the 964 can be answered using this book.

Features

- Year-by-year, model-by-model analysis of 964 technical highlights, including the inspiring turbo models
- Buying tips on how to get the best car, things to look for during the test-drive, and how having a prepurchase inspection can potentially save you thousands of dollars
- Detailed technical information on vehicle systems, including engines, suspension, drivetrain, body and interior features
- Dozens of DIY repairs and tips, ranging from installing longer wheel studs to engine removal and installation
- In-depth maintenance schedules and instructions, including a dedicated maintenance section for the Turbo 3.6 models

Porsche



Porsche 911 SC Service Manual: 1978-1983

by Bentley Publishers
Softcover, 8-3/8 in. by 11 in., 666 pages
Over 1,093 photos, illustrations and diagrams
ISBN 0-8376-0290-4
P983\$119.95

Model coverage

- 911 SC Coupe
- 911 SC Targa
- 911 SC Cabriolet

Engine coverage

- 3.0 liter, air cooled, 6 cylinder horizontally opposed (930/04, 930/07 and 930/16)

Transmission coverage

- 915 (5-speed, with cable-operated clutch)

Porsche 911 Carrera Service Manual: 1984-1989

by Bentley Publishers
softcover, 8-3/8 in. by 11 in., 758 pages
Over 1,261 photos, illustrations and diagrams
ISBN 0-8376-0291-2
P989\$119.95

Model coverage

- 911 Carrera Coupe
- 911 Carrera Targa
- 911 Carrera Cabriolet

Engine coverage

- 3.2 liter, air cooled, 6 cylinder horizontally opposed (930/21 and 930/25)

Transmission coverage

- 915 (5-speed, with cable-operated clutch)
- G50 (5-speed, with hydraulic clutch)

Porsche 911 Carrera 964: 1989-1994 Technician's Handbook Without Guesswork™

by Bentley Publishers
Spiral bound softcover, 8-3/8 x 5-1/2 in
368 pages, over 275 illustrations
ISBN: 0-8376-0292-0
PC94\$69.95

Saab


Saab official service manuals

These official Saab manuals are the only factory-authorized, comprehensive, single source of service information and specifications available. Whether you're a professional technician or a do-it-yourselfer, these manuals will help you understand, care for, and repair your Saab.

Everything from fundamental automotive concepts and maintenance procedures to complex electrical system troubleshooting and complete engine overhaul is clearly explained. Critical updates and information from the Saab Service Information Manual, the Parts & Service Information System and Saab Service Training have been included, as well as fast, proven repair procedures and tips used by Saab technicians.

Saab 900 8 Valve Official Service Manual: 1981-1988

by Bentley Publishers
8-3/16 in. by 11 in., 560 pages
860 illustrations and diagrams
Saab Part No. P/N 02 16 531
ISBN 0-8376-0310-2
S988\$54.95




Saab 900 16 Valve Official Service Manual: 1985-1993

Including 1994 convertible
by Bentley Publishers
8-3/16 in. by 11 in., 622 pages
1,025 illustrations and diagrams
Saab Part No. P/N 02 16 861
ISBN 0-8376-0313-7
S993\$59.95

Models covered

- 1985-1993 Turbo, including Turbo SPG
- 1987-1993 Convertible
- 1986-1993 900S
- 1989-1993 900

Toyota



Toyota Truck and Land Cruiser Owner's Bible™

by Moses Ludel
Softcover, 8-3/8 in. by 11 in., 378 pages
794 photos and illustrations
ISBN 0-8376-0159-2
GOWT\$34.95

Covers 1958-1996: Pickups, 4Runners and Land Cruisers, including SR5, Tacoma and T-100

The *Toyota Truck & Land Cruiser Owner's Bible™* is the authoritative companion book for your Toyota truck, whether it's a heavy hauling pickup, rugged off-road FJ40, or a new Land Cruiser that's never left pavement.

- History and development
- Tune-up, maintenance, repair
- High-performance tuning
- Installing accessories
- Buyer's guide

Toyota service manuals

Toyota Corolla Service Manual: 1980-1983 all 1.8 Models

by Bentley Publishers
8-1/2 in. by 11 in., 640 pages
1,128 illustrations and diagrams
19 pages of electrical wiring diagrams
584 item index
ISBN 0-8376-0246-7
TCR3\$29.95

Toyota Corolla Service Manual: 1975-1979 all 1600 Models

by Bentley Publishers
8-1/2 in. by 11 in., 492 pages
970 illustrations and diagrams
12 pages of electrical wiring diagrams
ISBN 0-8376-0242-2
TCR9\$29.95

Triumph workshop manuals

We offer complete coverage for every Triumph sports car imported into America since 1953.

Complete Official Triumph TR6 & TR250: 1967-1976

Includes Driver's Handbook, Workshop Manual by Bentley Publishers
8-1/2 in. by 11 in., 608 pages
987 illustrations and diagrams
ISBN 0-8376-0108-8
X119 \$60.00

Complete Official Triumph TR7: 1975-1981

Includes Driver's Handbook, Workshop Manual by Bentley Publishers
8-1/2 in. by 11 in., 544 pages
1275 illustrations and diagrams
ISBN 0-8376-0116-9
X128 \$55.00

Triumph Stag Workshop Manual: 1971-1973

by British Leyland Motors
640 pages
ISBN 0-8376-0508-3
YTWS (AKM3966) \$79.95

Complete Official Triumph Spitfire 1500: 1975-1980

Includes Driver's Handbook, Workshop Manual by Bentley Publishers
8-1/2 in. by 11 in., 520 pages
781 illustrations and diagrams
ISBN 0-8376-0122-3
X122 \$55.00

Spitfire Mk IV Workshop Manual: 1971-1974

by British Leyland Motors
8-1/2 in. by 11 in., 216 pages
ISBN 0-8376-0593-8
YTW4 (545254) \$59.95

Triumph Spitfire Mk I, Mk II, Mk III/Herald/Vitesse: 1959-1970

by British Leyland Motors
272 pages
ISBN 0-8376-0564-4
YTM1 (512243) \$79.95

Triumph GT6, GT6+/Vitesse 2 Litre Workshop Manual: 1967-1973

by British Leyland Motors
ISBN 0-8376-0571-7
YTW6 (512947) \$59.95

Complete Official Triumph TR4 & TR4A: 1961-1968

Includes Driver's Handbook, Workshop Manual, Competition Preparation Manual by Bentley Publishers
8-1/2 in. by 11 in., 408 pages
734 illustrations and diagrams
ISBN 0-8376-0121-5
X121 \$55.00

Triumph TR2/TR3 Service

Instruction Manual

Includes Supplement for TR3 Models
by Triumph Sales LTD.
8-1/2 in. by 11 in., 464 pages
358 illustrations
ISBN 0-8376-0594-6
YTW2 \$59.95

Triumph Parts Catalogues

The Triumph TR7 Parts Catalogue: 1979-1981

by British Leyland Motors
8-1/4 in. by 11-3/4 in., 420 pages
ISBN 0-8376-0567-9
YTP1 (RTC9828CC) \$64.95

Triumph TR7 Parts Catalogue: 1975-1978

by British Leyland Motors
8-1/4 in. by 11-3/4 in., 288 pages
ISBN 0-8376-0544-X
YTP7 (RTC9814CA) \$59.95

Triumph TR6 Spare Parts Catalogue: 1974-1976

by British Leyland Motors
7-3/4 in. by 10-3/4 in., 280 pages
ISBN 0-8376-0553-9
YTP6 (RTC9093A) \$59.95

Triumph TR6 Spare Parts Catalogue: 1969-1973

by British Leyland Motors
8-1/2 in. by 11-1/2 in., 264 pages
ISBN 0-8376-0540-7
YTP3 (517785A) \$59.95

Triumph TR250 Spare Parts Catalogue: 1968

by British Leyland Motors
8-1/2 in. by 11-1/2 in., 259 pages
ISBN 0-8376-0507-5
YTP5 (516914) \$59.95

Triumph TR4 Spare Parts Catalogue: 1961-1964

by British Leyland Motors
7-3/4 in. by 10-3/4 in., 319 pages
ISBN 0-8376-0546-6
YTP4 (510978) \$59.95

Triumph TR2 & TR3 Spare Parts Catalogue: 1953-1963

by British Leyland Motors
7-3/4 in. by 10-3/4 in., 374 pages
ISBN 0-8376-0533-4
YTP2 (501653) \$59.95

Triumph Spitfire 1500: 1975-1980 Parts Catalogue

by British Leyland Motors
ISBN 0-8376-0555-5
YTPF (RTC9819CB) \$54.95

Triumph

Triumph GT6 Mk III Parts Catalogue:

1971-1973
by British Leyland Motors
8-1/2 in. by 11-1/2 in., 140 pages
ISBN 0-8376-0523-7
YTPT (520949A) \$49.95

Triumph TR4A Spare Parts Catalogue: 1965-1967

by British Leyland Motors
7-3/4 in. by 10-3/4 in., 336 pages
ISBN 0-8376-0556-3
YTPA (514837) \$59.95

Triumph driver's handbooks

Driver's Handbooks are the glovebox owner's manuals that were provided with every new car. They are offered here in their original format and size, typically 8-1/2" by 5-1/2". They are the finishing touch to a restoration or concours display.

Triumph TR7 Driver's Handbook (1976)

by British Leyland Motors
ISBN 0-8376-0514-8
YTH7 (RTC9209/76) \$17.95

Triumph TR6 Driver's Handbook (1975)

by British Leyland Motors
8-1/2 in. by 5-1/2 in., 72 pages
ISBN 0-8376-0550-4
YTH6 (545111/75) \$17.95

Triumph TR6 Driver's Handbook (1973)

by British Leyland Motors
ISBN 0-8376-0558-X
YTHU (545111/73) \$17.95

Triumph TR6 Driver's Handbook (1970)

by British Leyland Motors
ISBN 0-8376-0562-8
YTH9 (545111) \$17.95

Triumph TR250 Driver's Handbook (1968)

by British Leyland Motors
8-1/2 in. by 5-1/2 in., 72 pages
ISBN 0-8376-0559-8
YTH5 (545033) \$17.95

Triumph Spitfire Mk III Driver's Handbook (1969)

by British Leyland Motors
8-1/2 in. by 5-1/2 in., 80 pages
ISBN 0-8376-0527-X
YTHS (545017) \$17.95

Triumph GT6 Mk III Driver's Handbook (1973)

by British Leyland Motors
5-7/8 in. by 8-1/4 in., 66 pages
ISBN 0-8376-0536-9
YTHT (545186) \$17.95

Triumph TR4 Driver's Handbook: 1961-1965

by British Leyland Motors
8-1/2 in. by 5-1/2 in., 68 pages
ISBN 0-8376-0517-2
YTH4 (510326) \$17.95

Volkswagen



powered by

eBahn® Reader
Version 2.5 r01

Volkswagen Official Factory Repair Manuals on CD-ROM

These repair manuals provide you with clear and complete step-by-step procedures and accurate specifications to help you understand, care for and repair your Volkswagen. Each CD-ROM contains the same repair information provided by Volkswagen to their factory-trained technicians.

Repair Content Includes

- Engine Mechanical
- Fuel Injection and Ignition
- Manual Transmission
- Automatic Transmission
- Suspension, Wheels, Brakes, Steering
- Body
- Heating and Air Conditioning
- Electrical Equipment
- Radio, Telephone, Navigation
- Maintenance

Plus

- Wiring Diagrams covering applicable models, years and systems
- Identify Component Locations through interactive hyperlinks
- Access diagnostic trouble codes and factory scan tool procedures (when applicable)
- Read the latest Technical Bulletins issued by Volkswagen for your vehicle
- Use full text searching to go directly to the procedures you need
- View and print factory authorized repair procedures, with improved printing functionality

This new generation of Official Factory Repair Manuals on CD-ROM are powered by eBahn® Reader version 2.5.

Software Support specialists are available to assist you with inquiries regarding installation, usage and navigation of the eBahn® Reader.

Volkswagen Eurovan 1992–2003

CD-ROM

VWoA Lit. No.: W42 VET4 V025 CD

VET4 \$99.95

Volkswagen Golf/GTI/Jetta

1993–1999, Cabrio 1995–2002

CD-ROM

VWoA Lit. No.: W42 VEA3 V025 CD

VEA3 \$99.95

Volkswagen Golf/Jetta/GTI 1999–2004

CD-ROM

VWoA Lit. No.: W42 VEA4 V026 CD

VEA4 \$99.95

Volkswagen New Beetle 1998–2003

CD-ROM

VWoA Lit. No.: W42 VENB V025 CD

VENB \$99.95

Volkswagen Passat 1995–1997

CD-ROM

VWoA Lit. No.: W42 VEB4 V025 CD

VEB4 \$99.95

Volkswagen Passat 1998–2003

CD-ROM

VWoA Lit. No.: W42 VEB5 V025 CD

VEB5 \$99.95

Volkswagen Official Factory

Microfiche Archived on CD-ROM

Bentley Publishers is proud to announce the publication of original Volkswagen Official Factory Microfiche Archived on CD-ROM. These CD-ROMs contain a comprehensive archive of the factory repair information as originally published by Volkswagen of America for North American Dealer Technicians. The CD-ROMs capture the original look and feel of the microfiche, with the added benefit of hyperlinks to allow simple access and navigation through the repair groups. Many of these titles contain information previously available only on microfiche. With printable pages and an easy to use PDF format, these CD-ROMs are a valuable source of original service and repair information for your Volkswagen. Wiring diagrams are included only on the CD-ROMs that carry the following Bentley codes: VFT3, VFA1, VFAA, VFB1, VFT2 and VFAC.

Volkswagen Passat 1990–1994

Microfiche archived on CD-ROM

VWoA Lit. No. W42 031 190 CD

VFB3 \$99.95

Volkswagen Corrado 1990–1994

Microfiche archived on CD-ROM

VWoA Lit. No. W42 050 190 CD

VFCO \$99.95

Volkswagen Fox 1987–1993

Microfiche archived on CD-ROM

VWoA Lit. No. W42 001 135 CD

VFF1 \$99.95

Volkswagen Golf, GTI, Jetta 1985–1992

Microfiche archived on CD-ROM

VWoA Lit. No. W42 001 131 CD

VFA2 \$99.95

Volkswagen Vanagon 1980–1991

Microfiche archived on CD-ROM

VWoA Lit. No. W42 020 123 CD

VFT3 \$99.95

Volkswagen Quantum 1982–1988

Microfiche archived on CD-ROM

VWoA Lit. No. W42 001 120 CD

VFQ1 \$99.95

Volkswagen Scirocco 1985–1989,

Cabriolet 1985–1993

Microfiche archived on CD-ROM

VWoA Lit. No. W42 008 131 CD

VFAB \$99.95

Volkswagen Rabbit, Scirocco, Pickup, Jetta 1979–1984

Microfiche archived on CD-ROM

VWoA Lit. No. W42 001 130 CD

VFA1 \$99.95

Volkswagen Rabbit, Scirocco 1975–1978

Microfiche archived on CD-ROM

VWoA Lit. No. W42 008 130 CD

VFAA \$99.95

Volkswagen Dasher 1974–1981

Microfiche archived on CD-ROM

VWoA Lit. No. W42 008 121 CD

VFB1 \$99.95

Volkswagen Type 2 1975–1979

Microfiche archived on CD-ROM

VWoA Lit. No. W42 028 120 CD

VFT2 \$99.95

Volkswagen Types 1, 2, 3, 4, 1969–1979

Including Thing and Super Beetle

Microfiche archived on CD-ROM

VWoA Lit. No. WSB 539 23 CD

VFAC \$99.95

Volkswagen Complete 12 Disc Set

Microfiche archived on CD-ROM


VWoA Lit. No. W42 VW MICRO CD

VF01 \$599.95

Volkswagen repair manuals (water-cooled)

Bentley Publishers is the exclusive factory-authorized publisher of Volkswagen Service Manuals in the United States and Canada. In every manual we provide full factory repair procedures, specifications, tolerances, electrical wiring diagrams, and lubrication and maintenance information. Bentley manuals are the only complete, authoritative source of Volkswagen maintenance and repair information.

Even if you never intend to service your car yourself, you'll find that owning a Bentley Manual will help you to discuss repairs more intelligently with your service technician.



Volkswagen Jetta, Golf, GTI Service Manual: 1999-2003

Including 1.8L turbo, 1.9L TDI diesel, 2.0L gasoline, 2.8L VR6
by Bentley Publishers
8-3/8 in. by 11 in., 1,632 pages
over 2,495 photos, illustrations and diagrams
Volkswagen Part No. LPV 800 119
ISBN: 0-8376-0323-4

VG03 \$99.95


Covers "A4" Jetta, Golf, and GTI models from mid-1999 to 2002.

Engines covered

- 1.8L turbo gasoline (engine codes AWD, AWW, AWP)
- 1.9L TDI diesel (engine code ALH)
- 2.0L gasoline (engine codes AEG, AVH, AZG)
- 2.8L VR6 gasoline (engine codes AFP, BDF)

Transmissions covered

- Manual (remove, install, external service)
02J 5-speed, 02M 6-speed
- Automatic (remove, install, external service)
01M 4-speed, 09A 5-speed



Volkswagen Jetta, Golf, GTI, Cabrio Service Manual: Jetta, Golf, GTI: 1993-1999

Cabrio: 1995-2002


Including 1.9L TDI, 2.0L and 2.8L VR6
by Bentley Publishers
8-3/8 in. by 11 in., 996 pages
852 illustrations and diagrams
278 pages of electrical wiring diagrams
1,016 item index
Volkswagen Part No. LPV 800 116
ISBN 0-8376-0366-8

VG99 \$69.95

Covers "A3" Jetta, Golf, GTI, and Cabrio.

Engines covered

- 1.8 L gasoline (engine code ACC)
- 1.9 L diesel (engine codes AAZ, IZ, AHU)
- 2.0 L gasoline (engine code ABA)
- 2.8 L VR6 gasoline (engine code AAA)




Volkswagen GTI, Golf, and Jetta Service Manual: 1985-1992

Gasoline, Diesel, and Turbo Diesel, inc. 16V
by Bentley Publishers
8-3/8 in. by 11 in., 840 pages
698 illustrations and diagrams
299 pages of electrical wiring diagrams
Volkswagen Part No. LPV 800 112
ISBN 0-8376-0342-0

VG92 \$59.95

Volkswagen



Volkswagen Passat Service Manual: 1998-2002


1.8L turbo, 2.8L V6, 4.0L W8
including Wagon and 4motion
by Bentley Publishers
8-3/8 in. by 11 in., 1,714 pages
4,217 illustrations and diagrams
Volkswagen Part No. LPV 800 208
ISBN 0-8376-0379-X

VP02 \$109.95

Features

- Maintenance procedures: from oil changes to ribbed belt replacement
- Engine and cylinder head service, including timing belt and camshaft replacement
- Component testing, removal and installation for engine lubrication, cooling, and exhaust systems
- Turbocharger service, removal and installation, and intercooler components
- Fuel supply system service, including fuel pump delivery volume test, electrical checks, EVAP system, as well as mechanical and electronic throttle control (E-gas)
- Fuel injection and ignition system component identification, electrical testing, technical data, and throttle valve control module adaptation using the factory scan tool
- Drivetrain maintenance, troubleshooting, adjustment and repair, including hydraulic clutch, gearshift linkage, drive axles, and driveshaft (4motion models) removal and installation
- Repair information for ABS/EOL/ASR brake systems and mechanical hydraulic brake components
- Front and all wheel drive suspension systems, including struts, wheel bearings, CV joints, stabilizer bar, multi-link components, wheel alignment specifications and steering system
- Interior and exterior body equipment, trim panels, airbags, bumpers, doors, hood, lids, lights, instrument panel/dashboard, sunroof, seatbelts, and seats

Volkswagen



2 Volume Set


Volkswagen Passat Official Factory Repair Manual: 1995-1997

Including Gasoline, Turbo Diesel, TDI 4-cylinder, VR6, and wagon
8-3/8 in. by 11 in., 2,364 pages
2,464 illustrations and diagrams
136 pages of electrical wiring diagrams
Volkswagen Part No. LPV 800 207
ISBN 0-8376-0380-3
VP97 \$169.95

The two volumes of this Volkswagen Official Factory Repair Manual present the service and repair information for Volkswagen Passat and Passat wagon models sold in the US and Canada. For the professional automotive technician, this manual includes the official factory specifications and procedures.

Features

- Vehicle care—factory recommendations for proper care, preventive maintenance, and the best ways to maintain the value of your Volkswagen.
- Fuel Injection, Ignition, Exhaust and Emission Controls—from simple preventive maintenance to in-depth troubleshooting.
- Transmission and Drivetrain—the electronically-controlled 4-speed automatic transmissions and 5-speed manual transmission.
- Suspension, Steering and Brakes—strut replacement and brake service, including ABS troubleshooting, Electronic Differential Lock (EDL) traction control, and complete wheel alignment specifications
- Air Conditioning—adjustments and troubleshooting
- Step by step procedures, large detailed views of complex assemblies broken down to their simplest parts, complete specifications and tightening torques



Volkswagen Passat Service Manual: 1990-1993

4-cylinder gasoline models
including GL and Wagon
by Bentley Publishers
8-3/8 in. by 11 in., 582 pages
639 illustrations
247 pages of electrical wiring diagrams
Volkswagen Part No. LPV 800 205
ISBN 0-8376-0378-1
VP93 \$54.95



Volkswagen Wiring Diagram Booklet: 1993-1994


Corrado SLC/VR6: 1993-1994 (2.8L only)
Passat: 1993-1994 (1.8L, 1.9L, 2.0L, 2.8L)
by Volkswagen of America
Softcover, 8-1/2 in. x 11 in., 332 pages
Spiral Bound
ISBN: 0-8376-0298-X
VWB3 \$29.95

Volkswagen Cabriolet, Scirocco Service Manual: 1985-1993

Including Scirocco 16V
by Bentley Publishers
8-3/8 in. by 11 in., 520 pages
860 illustrations and diagrams
Volkswagen Part No. LPV 800 113
ISBN 0-8376-0362-5
VS93 \$54.95

Volkswagen Corrado Official Factory Repair Manual: 1990-1994

including G60, VR6 and SLC
by Volkswagen of America
8-3/8 in. by 11 in., 1,064 pages
1,235 illustrations and diagrams
280 pages of electrical wiring diagrams
1,700 item index
Volkswagen Part No. LPV 800 300
ISBN 0-8376-0387-0
VC94 \$129.95



2 Volume Set

Volkswagen EuroVan Official Factory Repair Manual: 1992-1999

Gasoline, Diesel, TDI, 5-cylinder, and VR6
including MultiVan and CV Camper
by Volkswagen of America
8-3/8 in. by 11 in., Two volume set,
2,684 pages
2,363 illustrations and diagrams
500 electrical wiring diagrams
(includes model years 1992-2001)
Volkswagen Part No. LPV 800 149
ISBN 0-8376-0335-8
VV99 \$189.95

Volkswagen Fox Service Manual: 1987-1993

Including GL, GL Sport and Wagon
by Bentley Publishers
8-3/8 in. by 11 in., 440 pages
570 illustrations and diagrams
70 pages of electrical wiring diagrams
Volkswagen Part No. LPV 800 504
ISBN 0-8376-0363-3
VF93 \$39.95

Volkswagen Vanagon Official Factory Repair Manual: 1980-1991

including Diesel, Syncro, and Camper
by Volkswagen of America
8-1/4 in. by 11-5/8 in., 1,388 pages
2,295 illustrations and diagrams
247 pages of electrical wiring diagrams
1216 item index
Volkswagen Part No. LPV 800 148
ISBN 0-8376-0336-6
VV91 \$99.95

Volkswagen Rabbit, Scirocco, Jetta Service Manual: 1980–1984

Gasoline Models, including Pickup Truck, Convertible, and GTI

by Bentley Publishers

8-3/8 in. by 11 in., 720 pages

1,151 illustrations

100 pages of wiring diagrams

Volkswagen Part No. LPV 800 104

ISBN 0-8376-0183-5

VRG4 \$49.95

In addition to comprehensive maintenance and repair on the 1.6 and 1.7 liter engines, there's a wealth of specific information on the bigger GTI 1.8 liter engine (which includes modified fuel injection, a special cylinder head, oversize valves, and much more), the Pickup Truck (which uses a different, leaf spring rear suspension), and the Convertible's top adjustment. Complete tune-up steps and emission control specifications for the fuel-injected and carbureted engines, including the electronic ignition systems found on many models, help ensure that your car will run at peak performance.

Volkswagen Rabbit, Jetta Diesel Service Manual: 1977–1984

Diesel Models, including Pickup Truck and Turbo Diesel

by Bentley Publishers

8-3/8 in. by 11 in., 624 pages

973 illustrations

78 pages of wiring diagrams

Volkswagen Part No. LPV 800 122

ISBN 0-8376-0184-3

VRD4 \$49.95

"I heartily recommend your Rabbit Service Manual as the best source of do-it-yourself information for owners of these popular VWs. With this book and a set of metric wrenches, any man who doesn't mind getting his hands dirty should be able to keep his car in top running order... at a very large savings of money."

—Robert Hertzberg

former editor of *Mechanix Illustrated* and author of more than 24 do-it-yourself books

Volkswagen Quantum Official Factory Repair Manual: 1982–1988

Gasoline and Turbo Diesel, including Wagon and Syncro

by Volkswagen of America

8-3/8 in. by 11 in., 1,344 pages

2,150 illustrations and diagrams


166 pages of electrical wiring diagrams

685 item index

Volkswagen Part No. LPV 800 202

ISBN 0-8376-0341-2

VM88 \$89.95



Volkswagen New Beetle Service Manual: 1998–2002

1.8L turbo, 1.9L TDI diesel, 2.0L gasoline

by Bentley Publishers

Softcover, 8-3/8 in. by 11 in., 1,088 pages

1,473 photos, illustrations and diagrams

238 pages of electrical wiring diagrams

Volkswagen Part No. LPV 800 402

ISBN 0-8376-0376-5

VB02 \$79.95


Engines covered

- 1.8L turbo gasoline (engine codes APH, AWP, AWW)
- 1.9L TDI diesel (engine code ALH)
- 2.0L gasoline (engine codes AEG, AVH, AZG)

Features

- Engine and cylinder head service, repair and reconditioning, including camshaft toothed belt setup and adjustment
- Coverage of Motronic 5.9, 7.5 and Diesel Turbo Direct Injection (TDI) engine management systems
- Drivetrain maintenance, troubleshooting, adjustment and repair, including hydraulic clutch, gearshift linkage, and drive axles
- Suspension component replacement, including front struts, rear shocks, rear coil springs, and wheel bearing/hub units
- Repair information for ABS/EDL/ASR/ESP brake systems
- Heating and air conditioning repair, including A/C component replacement
- Body adjustment and repairs, including front and rear clip removal and installation
- Wiring schematics for all circuits, including fuse/relay locations and a general explanation of electrical circuitry
- New scan tool section with OBDII diagnostic trouble codes, control module coding and readiness codes

Volkswagen



Volkswagen Scan Tool Companion 1990–1995

Working with On-Board Diagnostics (OBD)

Data for Engine Management Systems

by Bentley Publishers

Softcover, 8-3/8 in. by 11 in., 256 pages

129 photos and illustrations, 194 tables

VWofA Part No. LPV 800 902

ISBN 0-8376-0393-5

VD95 \$59.95

The *Volkswagen Scan Tool Companion 1990–1995* is the essential reference book for the professional Volkswagen technician or the do-it-yourselfer with a Volkswagen scan tool. This book, together with a VAG 1551 scan tool or equivalent scan tool software, is the only equipment you'll need to interrogate and diagnose 1990 through 1995 Volkswagen engine management systems.


You'll find all the engine management factory scan tool support information in one place culled from volumes of factory service information in an easy-to-use format. You'll also find lots of additional information not found in any factory repair manual, including nominal values for correctly functioning engine management systems, scan tool fundamentals, and exhaust and emissions theory.

Coverage includes gasoline engine management systems with On Board Diagnostics (OBD) commonly referred to as OBD-I (systems without readiness codes) for 1990 through 1995 model year Golf, Jetta, GTI, Corrado, Passat, Fox, Cabriolet, and Eurovan including California and Canadian versions. Also covered is the 1995 Winnebago Rialta and Camper and the OBD-D system found on 1996 Passat TDI diesel.

Volkswagen

Volkswagen official service manuals (air-cooled)

Just as the Beetle started a long tradition of Volkswagen automotive excellence, these are the manuals that created the Bentley reputation for clarity, thoroughness, and indispensability. Our air-cooled Volkswagen manuals provide both do-it-yourself owners and professional mechanics with clear explanations and illustrations, detailed service steps, and time-saving troubleshooting tips.



Volkswagen Super Beetle, Beetle and Karmann Ghia Official Service Manual Type 1: 1970-1979


by Volkswagen of America
8-1/2 in. by 11 in., 466 pages
720 illustrations and diagrams
27 wiring diagram pages
Volkswagen Part No. LPV 997 109
ISBN 0-8376-0096-0
V179 \$39.95

Every component is covered, from the Super Beetle's strut front suspension, including the modified system introduced in 1974, to rebuilding the front end, even disc brake repair.

Volkswagen Beetle and Karmann Ghia Official Service Manual Type 1: 1966-1969

by Volkswagen of America
8-1/2 in. by 11 in., 512 pages
959 illustrations and diagrams
6 wiring diagram pages
Volkswagen Part No. LPV 997 169
ISBN 0-8376-0416-8
V121 \$39.95

This book features full wiring diagrams (including 6-volt systems), convertible top repair, carburetor rebuilding (30 PICT-1 and 30 PICT-2) and comprehensive specifications and troubleshooting tables for every year and model.



Volkswagen 1200 Workshop Manual: 1961-1965


Type 11, 14, and 15 (Beetle, Beetle Convertible, Karmann Ghia Coupe and Karmann Ghia Convertible)
by Volkswagen of America
8-1/2 in. by 11 in., 1,364 pages
2,622 illustrations and diagrams
10 pages of electrical wiring diagrams
Volkswagen Part No. LPV 800 121
ISBN 0-8376-0390-0
V165 \$109.95

Volkswagen Workshop Manual Types 11, 14, and 15: 1958-1960 Beetle and Karmann Ghia

by Volkswagen of America
Softcover, 8-3/8 in. by 11 in., 1,016 pages
over 1,400 figures, illustrations and diagrams
Volkswagen Part No. LPV 800 137
ISBN: 0-8376-0392-7
V160 \$109.95

Volkswagen Workshop Manual, Types 11, 14, and 15 (Beetle and Karmann Ghia): 1952-1957

by Volkswagen of America
8-3/8 in. by 11 in., 704 pages
over 1,300 figures, illustrations, and diagrams
Volkswagen Part No. LPV 800 136
ISBN 0-8376-0389-7
V157 \$99.95




Volkswagen Station Wagon/Bus Official Service Manual Type 2: 1968-1979

by Volkswagen of America
8-1/2 in. by 11 in., 464 pages
753 illustrations and diagrams
23 pages of electrical wiring diagrams
Volkswagen Part No. LPV 997 288
ISBN 0-8376-0094-4
V279 \$39.95

This manual offers Volkswagen Bus and Van enthusiasts the best available service manual for their Type 2 vehicles. No other book gives you the depth of coverage on the power-assisted disc brakes, the dual carburetor and fuel injection engines, or the 1978 and later hydraulic valve lifters, to name only a few areas. All maintenance, tune-up, and mechanical repairs are covered (except the 1974 and later Campmobile interior equipment). Fuel injection troubleshooting and repair is described with full instructions for making the necessary electrical tests. The engine, front axle, brake, and fuel system procedures include all the latest 1979 data. This manual also features full wiring diagrams, complete specifications, and troubleshooting tables for every year and model.

Volkswagen Fastback and Squareback Official Service Manual Type 3: 1968-1973

by Volkswagen of America
8-1/2 in. by 11 in., 424 pages
764 illustrations
9 pages of electrical wiring diagrams
Volkswagen Part No. LPV 997 383
ISBN 0-8376-0057-X
VSQU \$39.95



Volkswagen Transporter Workshop Manual: 1963-1967, Type 2

All models, including Kombi, Micro Bus, Micro Bus De Luxe, Pick-Up, Delivery Van and Ambulance
by Volkswagen of America
8-1/2 in. by 11 in., 918 pages
1,450 illustrations and diagrams
17 pages of electrical wiring diagrams
Volkswagen Part No. LPV 800 135
ISBN 0-8376-0391-9

V267 \$99.95

In the same tradition as our classic 1961-1965 Type 1 manual, this manual offers owners of 1960s vintage Transporters the long out-of-print factory repair information. Indispensable to anyone interested in the history or restoration of the Transporter, this book includes complete coverage of 1200 and 1500 engines, dual-circuit brakes, and body dimension specifications for all models, including those with a sliding sunroof. All factory updates are listed by chassis number and date introduced. This is the one book no serious Type 2 enthusiast should be without.

Volkswagen Transporter Workshop Manual: 1950-1962, Type 2


All models, including Kombi, Micro Bus, Micro Bus De Luxe, Pick-Up, Delivery Van and Ambulance
8-3/8 in. by 11 in., 1,144 pages
over 2,000 figures, illustrations and diagrams
Volkswagen Part No. LPV 800 138
ISBN 0-8376-0382-X

V262 \$109.95

Engines covered

- 1131cc, 25hp
- 1192cc, 36hp
- 1192cc, 40hp

Volkswagen history and tuning



Volkswagen Sport Tuning for Street and Competition

by Per Schroeder
Softcover, 7-7/8 in. by 10-3/8 in., 236 pages
330 photographs and illustrations
ISBN 0-8376-0161-4
GVHW \$29.95

Covers All Water-cooled, Front Drive Volkswagens, from 1975 through 1997.


Volkswagen Sport Tuning for Street and Competition is the most comprehensive and up-to-date book available on buying and modifying a water-cooled Volkswagen to get the best performance for autocrossing, road racing, or street-legal fun. *Volkswagen Sport Tuning for Street and Competition* gives detailed information on all aspects of tuning, from the theory behind performance modifications, to step-by-step bolt-ons, to specific modifications allowed in racing classes. No matter whether you have an early Rabbit or a brand-new Jetta, this book will serve as an indispensable guide and technical reference to help you hop up your car for some serious driving.

- Buying the right Volkswagen for your needs
- Assessing the modifications for your car
- Which camshafts and intakes can give you the best balance of horsepower and torque
- Step-by-step installation of springs/shocks, stress bars, brakes, computer chips, camshafts, exhaust systems, and many other aftermarket performance parts
- Race prep for ultimate competition performance

Chapters

The High Performance Volkswagen, Suspension, Wheels & Tires, Brakes, Intake Systems, Ignition Systems, Powerplants, Exhaust System, Lubrication, The Water-Cooling System, The Driveline, Balancing Weight for Performance, Safety Equipment, Interior and Exterior

Volkswagen



Battle for the Beetle

by Karl Ludvigsen
Hardcover, 6-1/8 in. by 9-1/4 in., 440 pages
219 B&W photos and illustrations
ISBN 0-8376-0071-5
GVBB \$39.95

Although many people have written about the ubiquitous Volkswagen Beetle during the past 50 years, award-winning author Karl Ludvigsen has uncovered the untold stories behind the famed "People's Car." The focus of this masterwork is the post-war battle for Adolf Hitler's giant Volkswagen factory and the efficiently-packaged car designed by Ferdinand Porsche. Should the heavily-damaged factory be destroyed, would it be better to cart off the tooling and plans as war reparations, or should the works be rebuilt and left in place as part of a recovering economy? Ludvigsen addresses these questions and much more in *Battle for the Beetle*.


The tale is replete with extensive original research, fascinating photos and the clear concise writing for which Ludvigsen has long been known. The Society of Automotive Historians found *Battle for the Beetle* so compelling that it presented Ludvigsen's work with the Society's highest award for a book in 2000. The Nicholas-Joseph Cugnot Award "is presented to the book published during the previous calendar year which represents the most outstanding writing and original research in automobile history."

In presenting the award, SAH Secretary Michael Berger called *Battle for the Beetle* "an exemplary piece of scholarship," while another declared: "To my mind this book is automotive history at its best." Berger continued, stating that: "In sum, *Battle for the Beetle* is fascinating and captivating for anyone interested in automotive history or, for that matter, the history of the era within which the Beetle was created." Unquestionably, *Battle for the Beetle* is one of the most readable and fascinating books to come along in years.

Nicholas-Joseph Cugnot Award Winner

Given by the Society of Automotive Historians to the most outstanding book of 2000 in the field of automobile history.

Volkswagen



Small Wonder

The Amazing Story of the Volkswagen Beetle


by Walter Henry Nelson

Softcover, 5-1/2 in. by 8-3/8 in., 380 pages

36 B&W photos

ISBN 0-8376-0147-9

GVSU\$17.95



Volkswagen Model Documentation

Beetle to 412, Including Transporter Model (Boxer Engine Models)

by Joachim Kuch

Softcover, 6-5/8 in. by 9-3/8 in., 240 pages

247 B&W photos and illustrations

ISBN 0-8376-0078-2

GVM1\$29.95

Volkswagen Beetle: Portrait of a Legend

by Edwin Baaske

Hardcover, 8-3/4 in. by 12 in., 146 pages

18 color photos, 128 B&W

ISBN 0-8376-0162-2

GVBE\$29.95

Volkswagen Owner's Manuals


Bentley Publishers offers original factory produced Owner's Manuals for Volkswagen by Volkswagen of America. These are the factory glovebox manuals containing everything from technical data to how to change your engine oil. Available for most recent U.S. and Canadian models. All of the Volkswagen Owner's Manuals measure approx. 8 by 5 in. New Volkswagen Owner's Manuals are always being added to our inventory. Please visit www.BentleyPublishers.com for our most up to date listing. (Retail Sales Only)

Volkswagen Beetle 1975

RB75\$19.95

Volkswagen Beetle Convertible 1979

RB79\$19.95



Volkswagen Cabrio Set 1995

RO95\$24.95

Volkswagen Cabrio Set 1996

RO96\$24.95

Volkswagen Cabrio Set 1997

RO97\$24.95

Volkswagen Cabrio 1999

RC99\$39.95

Volkswagen Cabrio 2000

RC00\$39.95

Volkswagen Cabriolet 1985

RC85\$19.95

Volkswagen Cabriolet 1988

RC88\$19.95

Volkswagen Cabriolet 1989

RC89\$19.95

Volkswagen Cabriolet 1990

RC90\$19.95

Volkswagen Cabriolet 1991

RO91\$19.95

Volkswagen Cabriolet 1992

RO92\$19.95

Volkswagen Cabriolet 1993

RO93\$19.95

Volkswagen Camper Supplement to Vanagon 1983

RW83\$19.95

Volkswagen Camper Supplement to Vanagon 1984

RW84\$19.95

Volkswagen Camper Supplement to Vanagon 1986

RW86\$19.95

Volkswagen Camper Supplement to Vanagon 1988

RW88\$19.95

Volkswagen Camper Supplement to Vanagon 1989

RW89\$19.95

Volkswagen Campmobile 1979

RW79\$19.95

Volkswagen Campmobile Supplement to Vanagon 1980

RW80\$19.95

Volkswagen Corrado 1991

RC91\$19.95

Volkswagen Corrado 1992

RC92\$19.95

Volkswagen Corrado 1993

RC93\$19.95

Volkswagen Corrado 1994

RC94\$19.95

Volkswagen Corrado 1995

RC95\$19.95

Volkswagen Dasher 1981

RD81\$19.95

Volkswagen EuroVan/Transporter 1992

RE92\$19.95

Volkswagen EuroVan/Transporter 1993

RE93\$19.95

Volkswagen EuroVan/Transporter (Canada) 1994

RT94\$19.95

Volkswagen MV Supplement to EuroVan 1994

RW94\$19.95

Volkswagen EuroVan 1994

RE94\$19.95

Volkswagen EuroVan 1995

RE95\$19.95

Volkswagen EuroVan/Transporter (Canada) 1995

RW95\$19.95

Volkswagen EuroVan 1996

RE96\$19.95

Volkswagen EuroVan/Transporter (Canada) 1996

RW96\$19.95

Volkswagen EuroVan 1997

RE97\$19.95

Volkswagen EuroVan 1999

RE99\$19.95

Volkswagen EuroVan 2000

RE00\$19.95

Volkswagen EuroVan 2002

RE02\$39.95

Volkswagen EuroVan 2003

RE03\$39.95

Volkswagen Fox 1987

RF87\$19.95

Volkswagen Fox 1988

RF88\$19.95

Volkswagen Fox 1989

RF89\$19.95



Volkswagen Fox 1990	
RF90	\$19.95
Volkswagen Fox 1992	
RF92	\$19.95
Volkswagen Fox 1993	
RF93	\$19.95

Volkswagen Golf 1985	
RG85	\$19.95
Volkswagen Golf 1986	
RG86	\$19.95
Volkswagen Golf 1987	
RG87	\$19.95
Volkswagen Golf/GTI 1988	
RG88	\$19.95
Volkswagen Golf 1989	
RG89	\$19.95
Volkswagen Golf/GTI 1990	
RG90	\$19.95
Volkswagen Golf/GTI 1991	
RG91	\$19.95
Volkswagen Golf/GTI 1992	
RG92	\$19.95
Volkswagen Golf 1993	
RG93	\$19.95
Volkswagen Golf (Canada) 1993	
RA93	\$19.95
Volkswagen Golf (Canada) 1994	
RA94	\$19.95
Volkswagen Golf 1994	
RG94	\$19.95
Volkswagen Golf (Canada) 1995	
RA95	\$19.95
Volkswagen Golf 1995	
RG95	\$19.95
Volkswagen Golf/GTI 1996	
RG96	\$19.95
Volkswagen Golf/GTI (bi-lingual) 1997	
RT97	\$19.95
Volkswagen Golf/GTI 1998	
RG98	\$19.95
Volkswagen Golf/GTI (A3) 1999	
R399	\$19.95
Volkswagen Golf 2000	
RG00	\$39.95
Volkswagen Golf 2002	
RG02	\$39.95

Volkswagen GTI 16V 1989	
RT89	\$19.95
Volkswagen GTI 1985	
RT85	\$19.95
Volkswagen GTI 1986	
RT86	\$19.95

Volkswagen GTI 1987	
RT87	\$19.95
Volkswagen GTI-VR6 (Canada) 1995	
RI95	\$19.95
Volkswagen GTI-VR6 1995	
RT95	\$19.95

Volkswagen Jetta 1980	
RJ80	\$19.95
Volkswagen Jetta 1981	
RJ81	\$19.95
Volkswagen Jetta 1982	
RJ82	\$19.95
Volkswagen Jetta 1983	
RJ83	\$19.95
Volkswagen Jetta/Jetta 16V 1984	
RJ84	\$19.95
Volkswagen Jetta 1985	
RJ85	\$19.95
Volkswagen Jetta/Jetta 16V 1986	
RJ86	\$19.95
Volkswagen Jetta 1987	
RJ87	\$19.95
Volkswagen Jetta (German production) 1989	
RJ89	\$19.95
Volkswagen Jetta (Mexican production) 1989	
RM89	\$19.95
Volkswagen Jetta 1990	
RJ90	\$19.95
Volkswagen Jetta 1991	
RJ91	\$19.95
Volkswagen Jetta 1992	
RJ92	\$19.95
Volkswagen Jetta 1993	
RJ93	\$19.95
Volkswagen Jetta 1994	
RJ94	\$19.95
Volkswagen Jetta (bi-lingual) 1995	
RJ95	\$19.95
Volkswagen Jetta 1996	
RJ96	\$19.95
Volkswagen Jetta (bi-lingual) 1997	
RJ97	\$19.95

Volkswagen Jetta 1998	
RJ98	\$19.95
Volkswagen Jetta 1999	
RA99	\$19.95
Volkswagen Jetta 2000	
RJ00	\$39.95
Volkswagen Jetta 2001	
RJ01	\$39.95
Volkswagen Jetta 2002	
RJ02	\$39.95
Volkswagen Jetta 2003	
RJ03	\$39.95
Volkswagen Jetta Wagon 2003	
RJW3	\$39.95

Volkswagen New Beetle 1998	
RB98	\$49.95
Volkswagen New Beetle 1999	
RB99	\$39.95
Volkswagen New Beetle 2000	
RB00	\$39.95

Volkswagen

Volkswagen New Beetle 2001	
RB01	\$39.95
Volkswagen New Beetle 2002	
RB02	\$39.95
Volkswagen New Beetle 2003	
RB03	\$39.95

Volkswagen Passat 1990, 1991	
RP90	\$19.95
Volkswagen Passat 1992	
RP92	\$19.95
Volkswagen Passat 1993	
RP93	\$19.95
Volkswagen Passat 1994	
RP94	\$19.95
Volkswagen Passat 1995	
RP95	\$19.95



Volkswagen Passat 1996	
RP96	\$19.95
Volkswagen Passat 1997	
RP97	\$19.95
Volkswagen Passat 1998	
RP98	\$19.95
Volkswagen Passat 1999	
RP99	\$19.95
Volkswagen Passat 2000	
RP00	\$39.95
Volkswagen Passat 2001	
RP01	\$39.95
Volkswagen Passat 2001 1/2	
RP21	\$39.95
Volkswagen Passat 2002	
RP02	\$39.95
Volkswagen Passat 2003	
RP03	\$39.95
Volkswagen Passat W8 2003	
R803	\$39.95
Volkswagen Passat Wagon 2001	
RW01	\$39.95
Volkswagen Passat Wagon 2002	
RW02	\$39.95
Volkswagen Passat Wagon 2003	
RW03	\$39.95
Volkswagen Passat W8 Wagon 2003	
R8W3	\$39.95

Volkswagen Pickup 1980	
RP80	\$19.95
Volkswagen Pickup 1981	
RP81	\$19.95
Volkswagen Pickup 1982	
RP82	\$19.95
Volkswagen Pickup 1983	
RP83	\$19.95

Volkswagen

Volkswagen Quantum 1982	
RQ82	\$19.95
Volkswagen Quantum 1983	
RQ83	\$19.95
Volkswagen Quantum 1984	
RQ84	\$19.95

Volkswagen Rabbit (Diesel) 1979	
RE79	\$19.95
Volkswagen Rabbit (Gasoline) 1979	
RR79	\$19.95
Volkswagen Rabbit 1975	
RR75	\$19.95
Volkswagen Rabbit 1976	
RR76	\$19.95
Volkswagen Rabbit 1977	
RR77	\$19.95
Volkswagen Rabbit 1978	
RR78	\$19.95

Volkswagen Rabbit 1980	
RR80	\$19.95
Volkswagen Rabbit 1981	
RR81	\$19.95
Volkswagen Rabbit 1982	
RR82	\$19.95
Volkswagen Rabbit 1983	
RR83	\$19.95
Volkswagen Rabbit 1984	
RR84	\$19.95
Volkswagen Rabbit Convertible 1980	
RC80	\$19.95
Volkswagen Rabbit Convertible 1981	
RC81	\$19.95
Volkswagen Rabbit Convertible 1982	
RC82	\$19.95
Volkswagen Rabbit Convertible 1983	
RC83	\$19.95
Volkswagen Rabbit Convertible 1984	
RC84	\$19.95

Volkswagen Scirocco 1975	
RS75	\$19.95
Volkswagen Scirocco 1976	
RS76	\$19.95
Volkswagen Scirocco 1977	
RS77	\$19.95
Volkswagen Scirocco 1978	
RS78	\$19.95
Volkswagen Scirocco 1979	
RS79	\$19.95
Volkswagen Scirocco 1980	
RS80	\$19.95
Volkswagen Scirocco 1981	
RS81	\$19.95
Volkswagen Scirocco 1982	
RS82	\$19.95
Volkswagen Scirocco 1983	
RS83	\$19.95
Volkswagen Scirocco 1984	
RS84	\$19.95
Volkswagen Scirocco 1985	
RS85	\$19.95
Volkswagen Scirocco/Scirocco 16V 1986	
RS86	\$19.95
Volkswagen Scirocco 1988	
RS88	\$19.95

Volkswagen Scirocco 1989	
RS89	\$19.95

Volkswagen Type 2 (Bus) 1973	
R273	\$19.95
Volkswagen Type 2 (Bus) 1974	
R274	\$19.95
Volkswagen Type 2 (Bus) 1975	
R275	\$19.95
Volkswagen Type 2 (Bus) 1976	
R276	\$19.95
Volkswagen Type 2 (Bus) 1977	
R277	\$19.95
Volkswagen Type 2 (Bus) 1979	
R279	\$19.95

Volkswagen Type 3	
(Squareback/Fastback) 1972	
R372	\$19.95
Volkswagen Type 3	
(Squareback/Fastback) 1973	
R373	\$19.95


Volkswagen Type 4 1972	
R472	\$19.95
Volkswagen Type 4 1973	
R473	\$19.95
Volkswagen Type 4 1974	
R474	\$19.95

Volkswagen Type 14 (Karmann Ghia) 1973	
RK73	\$19.95
Volkswagen Type 14 (Karmann Ghia) 1974	
RK74	\$19.95



Volkswagen Vanagon 1980	
RV80	\$19.95
Volkswagen Vanagon 1981	
RV81	\$19.95
Volkswagen Vanagon 1982	
RV82	\$19.95
Volkswagen Vanagon 1984	
RV84	\$19.95
Volkswagen Vanagon/Transporter 1985	
RV85	\$19.95
Volkswagen Vanagon/Transporter 1986	
RV86	\$19.95
Volkswagen Vanagon/Transporter 1987	
RV87	\$19.95
Volkswagen Vanagon/Transporter 1988	
RV88	\$19.95
Volkswagen Vanagon/Transporter 1989	
RV89	\$19.95
Volkswagen Vanagon/Transporter 1990/1991	
RV90	\$19.95
For Volkswagen Camper Supplements to Vanagon manuals, please see page 36.	

Volvo



Volvo 240 Service Manual: 1983-1993

by Bentley Publishers
8-3/16 in. by 11 in., 572 pages
882 illustrations and diagrams,
including 66 pages of wiring diagrams
ISBN 0-8376-0285-8

L293 \$49.95

Features

- Fundamental automotive concepts explaining basic troubleshooting techniques, workshop practices, and tool use
- Volvo maintenance schedules
- Detailed, in-depth troubleshooting and repair for all engine management and emission control systems: Bosch LH-Jetronic fuel injection, including LH 2.0, 2.2, 2.4 and new 3.1 versions; Bosch K-Jetronic (CI with Lambda) for turbo models; Breakerless electronic ignition, including Bosch EZ116 K and Volvo/Chrysler systems; Charge Air Pressure Control System (intercooled Turbo)
- All automatic and manual transmissions, including overdrives, with comprehensive procedures and specifications for 4 and 5-speed manual transmission overhaul
- Illustrated, step-by-step repair procedures for everything from adjusting valve clearances or replacing the heater blower to restoring suspension bushings or replacing the water pump
- Essential information on the latest Volvo safety technology
- Electrical wiring diagrams with easy-to-use troubleshooting and circuit descriptions, including illustrated fuse, relay and component locations
- Plus the comprehensive factory tolerances, wear limits, adjustments and tightening torque specifications that you've come to expect from Bentley manuals

Volkswagen and Audi Official Factory Repair Manuals on CD-ROM

by Volkswagen and Audi of America

\$99.95 each

Volkswagen and Audi repair manuals provide you with clear and complete step-by-step procedures and accurate specifications to help you understand, care for and repair your Volkswagen or Audi. Each CD-ROM contains the same repair information provided by Volkswagen & Audi to their factory-trained technicians.

Repair Content Includes

- Engine Mechanical
- Fuel Injection & Ignition
- Manual Transmission
- Automatic Transmission
- Suspension, Wheels, Brakes, Steering
- Body
- Heating & Air Conditioning
- Electrical Equipment
- Radio, Telephone, Navigation
- Maintenance

Plus




- Wiring Diagrams covering all applicable models, years and systems
- Identify Component Locations through interactive hyperlinks
- Access all diagnostic trouble codes and factory scan tool procedures (when applicable)
- Read the latest Technical Bulletins issued by Volkswagen & Audi for your vehicle
- Use full text searching to go directly to the procedures you need
- View and print complete factory authorized repair procedures, with improved printing functionality

This new generation of Official Factory Repair Manuals on CD-ROM is powered by eBahn® Reader version 2.5

Software Support specialists are available to assist you with inquiries regarding installation, usage and navigation of the eBahn® Reader. Just call 1-800-585-2382 weekdays any time between 9:00 AM and 5:00 PM US eastern standard time.

See page 8 to view a complete listing of the Audi Official Factory Repair Manuals available on CD-ROM.

A complete listing of Volkswagen Official Factory Repair Manuals on CD-ROM is on page 30.

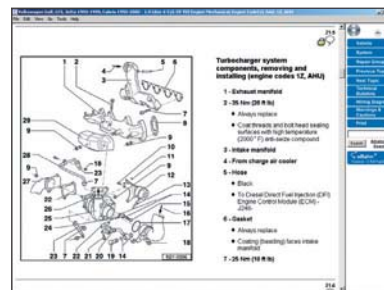
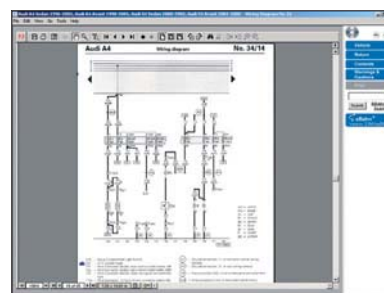
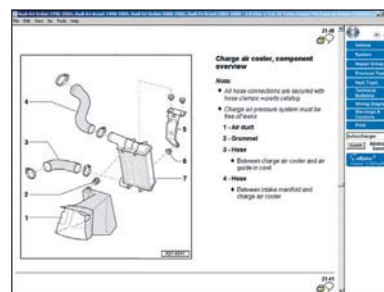


BMW Service Manuals on CD-ROM


by Bentley Publishers

\$99.95 each

See page 12 for more information on BMW Service Manual titles on CD-ROM




screen shots of Volkswagen and Audi Official Factory Repair Manuals on CD-ROM




When the first edition of *Porsche: Excellence Was Expected* was published in 1977, reviewers sang high praises for author Karl Ludvigsen and his monumental book. Now Ludvigsen surpasses these achievements with this fully updated three volume edition of *Porsche: Excellence Was Expected*.
see page 2 for more




The story of Zora Arkus-Duntov is a quintessential American success story. From growing up during the Russian Revolution, life in Paris during the late-thirties, fleeing the Nazis during WWII, to coming to the U.S. and working on the first Corvettes, his life story would make great fiction if we didn't already know it was true.
see page 17 for more



There's no one more qualified than Dave McLellan to reflect upon the remarkable endurance of this legendary American icon. Dave McLellan belongs to a select group by having been the second of only three Corvette Chief Engineers to date. He is also the very first Corvette Chief Engineer to write his view of the incredible story of America's foremost sports car.
see page 17 for more




An encyclopedia of knowledge for the 1989 through 1994 Carrera 2, Carrera 4, and Turbo models. It is a buyer's guide, a maintenance and repair handbook and a technical reference all wrapped into one. This book can help steer you through the purchase of your first 964, be it a C2 with Tiptronic or a full-on 3.6 Turbo Cabriolet. It is full of tech tips, service hints and system descriptions, plus lots of DIY repairs collected from all around the world. You will even find an extensive race track section of 964 racecars and their drivers.
see page 27 for more




Covers 1946-1971

Between the covers of each of these manuals you will find the unit repair and overhaul steps for completely rebuilding a 1946-1971 Jeep CJ! If engine, transmission, transfer case, axle, steering, electrical or metal restoration seem difficult or beyond your skills, here is the fix! Jeep expert, automotive instructor and author of the *Jeep Owner's Bible*™, Moses Ludel demystifies the most complex service procedures.
see page 24 for more



Covers 1972-1986



This Bentley Manual is the only comprehensive, single source of service information and specifications available specifically for BMW 5 Series from 1997 to 2002. The aim throughout this manual has been simplicity, clarity and completeness, with practical explanations, step-by-step procedures and accurate specifications.
see page 13 for more



Our Volkswagen Service Manuals on CD-ROM provide you with clear and complete step-by-step procedures and accurate specifications to help you understand, care for and repair your Volkswagen.
see page 30 for more