



Service Circular

2005 Maintenance Service Circular

Subject: 2005 Model Year Volkswagen Maintenance
All Vehicles (Except 2005 new Jetta)

Date: September 26, 2005
Number : VMS-05-12

MAINTENANCE SERVICE CIRCULAR, VMS-05-12 DATED September 26, 2005,
SUPERSEDES MAINTENANCE SERVICE CIRCULAR VMS-05-03 DATED June 7, 2005.

This Service Circular contains the Perfect Delivery Inspection (PDI), Inventory Maintenance Checklist, Suggested Repair Times, and Scheduled Maintenance Intervals (by Engine) for 2005 model year Volkswagen vehicles (except 2005 new Jetta).

Note: *Pre-Delivery Inspection and 30 Day Inventory Maintenance suggested repair times are applicable to United States only.*

Updated information: Timing belt information has been updated.

For states that require a manufacturer's statement regarding the delivery inspection procedure, the Perfect Delivery Inspection section of this Circular may be utilized for that purpose.

	<u>Page</u>
<i>Perfect Delivery Inspection (PDI) for Golf/GTI, Jetta, New Beetle and Passat</i>	2
<i>Perfect Delivery Inspection (PDI) for Phaeton</i>	3
<i>Perfect Delivery Inspection (PDI) for Touareg</i>	4
<i>Inventory Maintenance Checklist</i>	5
<i>Suggested Repair Times</i>	6 - 9
<i>Scheduled Maintenance Intervals (by Engine)</i>	10 - 29



Service Circular

2005 Inventory Maintenance Checklist

Date: September 26, 2005
Number: VMS-05-12

	Golf/GTI	New Beetle	Passat	Jetta/GLI	Touareg	Phaeton
Windows, doors, trunk, hood, and sunroof are fully closed.	•	•	•	•	•	•
Body surfaces clean and free of environmental damage, scratches, etc.	•	•	•	•	•	•
Engine compartment is clean.	•	•	•	•	•	•
Check tires for proper inflation pressure.	•	•	•	•	•	•
Tighten wheel securing bolts to correct torque setting.	•	•	•	•	•	•
Check battery condition – (static voltage min. 12.2 Volts). Recharge if necessary.* Note: Jump-starting may damage ECM.	•	•	•	•	•	•
All accessories, lights turned off.	•	•	•	•	•	•
Interior surfaces clean and free of damage.	•	•	•	•	•	•
Start engine, check idle and A/C operation.	•	•	•	•	•	•
Set local radio stations to Radio, Radio/Navigation systems	•	•	•	•	•	•
Drive vehicle a minimum of 1 mile (1.6 Kilometers). Gradually apply brakes several times at 20 mph (32 km/h) to clean brake rotors.	•	•	•	•	•	•
Verify disposable floor mats in place.	•	•	•	•	•	•
Affix next 30-Day sticker. **	•	•	•	•	•	•



Service Circular

2005 Suggested Repair Times

Date: September 26, 2005
Number: VMS-05-12

Labor operations	Engine	Golf/GTI	Jetta/ GLI	New Beetle	Passat	Touareg	Phaeton
Perfect Delivery Inspection							
01 01 00 22	U.S. Only - Includes Car Wash, Interior Refresh and Rappard Removal	110	130	110	110	200	200
01 01 00 24							
Inventory Maintenance							
01 05 00 20	U.S. Only	25	25	25	25	25	25
Every 5,000 Miles (8,000 Km) (i.e. 15, 35, 45, etc.)							
03 05 00 62 - 5,000 Mi (8,000 Km)							
03 15 00 36 - 15,000 Mi (24,000 Km)	1.8T	40		70			
03 25 00 36 - 25,000 Mi (40,000 Km)							
03 31 00 36 - 35,000 Mi (56,000 Km)							
03 45 00 36 - 45,000 Mi (72,000 Km)							
03 05 00 64 - 5,000 Mi (8,000 Km)							
03 15 00 38 - 15,000 Mi (24,000 Km)	6 Cylinder engines			55			
03 25 00 38 - 25,000 Mi (40,000 Km)							
03 31 00 38 - 35,000 Mi (56,000 Km)							
03 45 00 38 - 45,000 Mi (72,000 Km)							



Service Circular

2005 Suggested Repair Times

Date: September 26, 2005

Number: VMS-05-12

Labor operations	Engine	Golf/GTI	Jetta/GLI	New Beetle	Passat	Touareg	Phaeton
At 5,000 Miles (8,000 Km)							
03 05 00 62	1.8T	40	40	40	70		
03 05 00 68	4.0L W8				85		
03 05 00 68	4.2L V8					55	100
03 05 00 60	2.0L	40	40	40			
03 05 00 64	2.8L VR6 / V6	45	45		55		
03 05 00 64	3.2L V6					55	
03 05 00 66	1.9L TDI-PD	55	55	55			
03 05 00 66	2.0L TDI-PD				55		
03 05 00 69	6.0L V12						100
At 10,000 Miles (15,000 Km)							
03 11 00 62	1.8T	90	90	90	120		
03 11 00 68	4.0L W8				145		
03 11 00 68	4.2L V8					100	150
03 11 00 60	2.0L	80	80	80			
03 11 00 64	2.8L VR6 / V6	80	80		90		
03 11 00 64	3.2L V6					100	
03 11 00 66	1.9L TDI	95	95	95			
03 11 00 66	2.0L TDI-PD				95		
03 11 00 69	6.0L V12						150



Service Circular

2005 Suggested Repair Times

Date: September 26, 2005
Number: VMS-05-12

Labor operations	Engine	Golf/GTI	Jetta/GLI	New Beetle	Passat	Touareg	Pheaton
At 20,000 Miles (32,000 Km)							
03 21 00 62	1.8T	175	175	175	175		
03 21 00 60	2.0L	165	165	165			
03 21 00 68	4.0L W8				145		
03 21 00 68	4.2L V8					190	230
03 21 00 64	2.8L VR6 / V6	165	165		175		
03 21 00 64	3.2L V6					190	
03 21 00 66	1.9L TDI	180	180	180			
03 21 00 66	2.0L TDI-PD				180		
03 21 00 69	6.0L V12						230
At 30,000 Miles (48,000 Km)							
03 30 00 62	1.8T	90	90	90	120		
03 30 00 60	2.0L	80	80	80			
03 30 00 68	4.0L W8				145		
03 30 00 68	4.2L V8					100	150
03 30 00 64	2.8L VR6 / V6	80	80		90		
03 30 00 64	3.2L V6					100	
03 30 00 66	1.9L TDI	95	95	95			
03 30 00 66	2.0L TDI-PD				95		
03 30 00 69	6.0L V12						150



Service Circular

2005 Suggested Repair Times

Date: September 26, 2005
Number: VMS-05-12

Labor operations	Engine	Golf/GTI	Jetta/GLI	New Beetle	Passat	Touareg	Pheaton
At 40,000 Miles (64,000 Km)							
03 44 00 62	1.8T	250	250	250	280		
03 44 00 60	2.0L	250	250	250			
03 44 00 68	4.0L W8				165		
03 44 00 68	4.2L V8					220	260
03 44 00 64	2.8L VR6 / V6	230	230		250		
03 44 00 64	3.2L V6					220	
03 44 00 66	1.9L TDI	220	220	220			
03 44 00 66	2.0L TDI-PD				220		
03 44 00 69	6.0L V12						390
At 50,000 Miles (80,000 Km)							
03 51 00 62	1.8T	90	90	90	120		
03 51 00 60	2.0L	80	80	80			
03 51 00 68	4.0L W8				145		
03 51 00 68	4.2L V8					100	150
03 51 00 64	2.8L VR6 / V6	80	80		90		
03 51 00 64	3.2L V6					100	
03 51 00 66	1.9L TDI	95	95	95			
03 51 00 66	2.0L TDI-PD				95		
03 51 00 69	6.0L V12						150



Service Circular

2005 Scheduled Maintenance Intervals

Date: September 26, 2005
Number: VMS-05-12

1.8 Liter Turbo Engine:

Miles (in thousands)	5	10	15	20	25	30	35	40	45	50	55	60	65	70	75	80	85	90	95	100
Kilometers (in thousands)	8	16	24	32	40	48	56	64	72	80	88	96	104	112	120	128	136	144	152	160
Engine: change engine oil and oil filter	•	•	•	•	•	•	•	•	•	•	•	•	•	•	•	•	•	•	•	•
Engine: check for leaks				•				•				•				•				•
Service interval display: Reset <i>(Where applicable)</i>	•	•		•		•		•		•		•		•		•		•		•
Battery: check				•				•				•				•				•
Door check straps: lubricate				•				•				•				•				•
Dust & pollen filter: replace <i>(Where applicable)</i>				•				•				•				•				•
Cooling system: check coolant level; add if necessary				•				•				•				•				•
Wiper blades: check								•								•				
Windshield washer fluid: check level; add if necessary		•		•		•		•		•		•		•		•		•		•
Automatic shift lock: check operation including park/neutral position switch		•		•		•		•		•		•		•		•		•		•
Automatic transmission: check for leaks				•				•				•				•				•
Manual transmission: check oil level; add if necessary; check for leaks				•				•				•				•				•
Wheels: rotate front to rear		•		•		•		•		•		•		•		•		•		•
Tires: check tread depth and adjust pressure if necessary		•		•		•		•		•		•		•		•		•		•
Tires/spare wheel: check condition and pressure				•				•				•				•				•
Brake system: check for damage/leaks, brake pad thickness, brake fluid level		•		•		•		•		•		•		•		•		•		•
Drive shafts: check boots				•				•				•				•				•
On-Board Diagnostic system: check fault memory; erase if necessary				•				•				•				•				•
Sunroof frame: clean and lubricate				•				•				•				•				•

☛ Continues at next page



Service Circular

2005 Scheduled Maintenance Intervals

Date: September 26, 2005

Number: VMS-05-12

1.8 Liter Turbo Engine (cont'd):

Miles (in thousands)	5	10	15	20	25	30	35	40	45	50	55	60	65	70	75	80	85	90	95	100
Kilometers (in thousands)	8	16	24	32	40	48	56	64	72	80	88	96	104	112	120	128	136	144	152	160
Front axle: check dust seals on ball joints and tie rod ends; check tie rods				•				•				•				•				•
Headlights: check & adjust if necessary				•				•				•				•				•
Rear spoiler: lubricate (<i>New Beetle only</i>)		•		•		•		•		•		•		•		•		•		•
Timing belt: check condition												•				•				•
V-belt/ribbed belt: check tension and condition; adjust if necessary								•								•				
Spark plugs: replace								•								•				
Air cleaner: replace filter								•								•				
Tire pressure monitoring system sensors: check battery charge, replace wheel electronics and aluminum valve if necessary (where applicable)		•		•		•		•		•		•		•		•		•		•
Automatic transmission: check ATF								•								•				
Exhaust system: check for damage & leaks				•				•				•				•				•
Power steering: check fluid level								•								•				
Automatic transmission final drive: check oil level and for leaks; add if necessary								•				•				•				•
Check operation of convertible top and roll-over protection with convertible top open using VAS 5051				•				•				•				•				•
Road Test: check kickdown, braking, steering, heating and ventilation, air conditioning, power accessories and electrical systems				•				•				•				•				•
Every 12 months, regardless of mileage (kilometers): Perform visual check on Airbag system.																				
Every 2 years, regardless of mileage (kilometers): Change brake fluid.																				
Every 2 yrs or 20,000 miles (32,000 kilometers), whichever comes first: Check function of convertible top and check roll-over protection with convertible top open.																				



Service Circular

2005 Scheduled Maintenance Intervals


Date: September 26, 2005

Number: VMS-05-12

2.0 Liter Engine:

Miles (in thousands)	5	10	15	20	25	30	35	40	45	50	55	60	65	70	75	80	85	90	95	100
Kilometers (in thousands)	8	16	24	32	40	48	56	64	72	80	88	96	104	112	120	128	136	144	152	160
Engine: change engine oil and oil filter	•	•		•		•		•		•		•		•		•		•		•
Engine: check for leaks				•				•				•				•				•
Service interval display: Reset (<i>Where applicable</i>)	•	•		•		•		•		•		•		•		•		•		•
Exhaust system: check for damage & leaks				•				•				•				•				•
Battery: check				•				•				•				•				•
Door check straps: lubricate				•				•				•				•				•
Dust & pollen filter: replace (<i>Where applicable</i>)				•				•				•				•				•
Cooling system: check coolant level; add if necessary				•				•				•				•				•
Windshield washer fluid: check level; add if necessary		•		•		•		•		•		•		•		•		•		•
Automatic shift lock: check operation including park/neutral position switch		•		•		•		•		•		•		•		•		•		•
Automatic transmission: check for leaks				•				•				•				•				•
Manual transmission: check oil level; add if necessary; check for leaks				•				•				•				•				•
Wiper blades: check								•								•				•
Wheels: rotate front to rear		•		•		•		•		•		•		•		•		•		•
Tires/spare wheel: check condition and pressure				•				•				•				•				•
Brake system: check for damage/leaks, brake pad thickness, brake fluid level		•		•		•		•		•		•		•		•		•		•
Drive shafts: check boots				•				•				•				•				•
On-Board Diagnostic system: check fault memory; erase if necessary				•				•				•				•				•

☛ Continues at next page





Service Circular

2005 Scheduled Maintenance Intervals

Date: September 26, 2005
Number: VMS-05-12

2.0 Liter Engine (cont'd):

Miles (in thousands)	5	10	15	20	25	30	35	40	45	50	55	60	65	70	75	80	85	90	95	100
Kilometers (in thousands)	8	16	24	32	40	48	56	64	72	80	88	96	104	112	120	128	136	144	152	160
Timing belt: check												•				•				•
Sunroof frame: clean and lubricate				•				•				•				•				•
V-belt/ribbed belt: check tension and condition; adjust if necessary								•								•				
Tire pressure monitoring system sensors: check battery charge, replace wheel electronics and aluminum valve if necessary (<i>Where applicable</i>)		•		•		•		•		•		•		•		•		•		•
Tires: check tread depth and adjust pressures if necessary		•		•		•		•		•		•		•		•		•		•
Spark plugs: replace								•								•				
Air cleaner: replace filter								•								•				
Rear spoiler: lubricate (<i>New Beetle only</i>)		•		•		•		•		•		•		•		•		•		•
Automatic transmission: check ATF								•								•				
Automatic transmission final drive oil: check level and for leaks; add if necessary								•				•				•				•
Headlights: check & adjust if necessary				•				•				•				•				•
Power steering: check fluid level								•								•				
Front axle: check dust seals on ball joints and tie rod ends; check tie rods				•				•				•				•				•
Check operation of convertible top and roll-over protection with convertible top open using VAS 5051				•				•				•				•				•
Road Test: check kick down, braking, steering, heating and ventilation, air conditioning, power accessories and electrical systems				•				•				•				•				•
Every 12 months, regardless of mileage (kilometers): Perform visual check on Airbag system.																				
Every 2 years, regardless of mileage (kilometers): Change brake fluid.																				
Every 2 yrs or 20,000 miles (32,000 kilometers), whichever comes first: Check function of convertible top and check roll-over protection with convertible top open.																				



Service Circular

2005 Scheduled Maintenance Intervals


Date: September 26, 2005

Number: VMS-05-12

2.8 Liter Engine:

Miles (in thousands)	5	10	15	20	25	30	35	40	45	50	55	60	65	70	75	80	85	90	95	100
Kilometers (in thousands)	8	16	24	32	40	48	56	64	72	80	88	96	104	112	120	128	136	144	152	160
Engine: change engine oil and oil filter	•	•	•	•	•	•	•	•	•	•	•	•	•	•	•	•	•	•	•	•
Engine: check for leaks				•				•				•				•				•
Service interval display: Reset <i>(Where applicable)</i>	•	•		•		•		•		•		•		•		•		•		•
Battery: check				•				•				•				•				•
Door check straps: lubricate				•				•				•				•				•
Dust & pollen filter: replace <i>(Where applicable)</i>				•				•				•				•				•
Cooling system: check coolant level; add if necessary				•				•				•				•				•
Windshield washer fluid: check level; add if necessary		•		•		•		•		•		•		•		•		•		•
Wiper blades: check								•								•				
Automatic shift lock: check operation including park/neutral position switch		•		•		•		•		•		•		•		•		•		•
Automatic transmission: check for leaks				•				•				•				•				•
Manual transmission: check oil level; add if necessary; check for leaks				•				•				•				•				•
Drive shafts: check boots				•				•				•				•				•
On-Board Diagnostic system: check fault memory; erase if necessary				•				•				•				•				•
Wheels: rotate front to rear		•		•		•		•		•		•		•		•		•		•
Tires: check tread depth and adjust pressure if necessary		•		•		•		•		•		•		•		•		•		•
Tires/spare wheel: check condition and pressure				•				•				•				•				•
Brake system: check for damage/leaks, brake pad thickness, brake fluid level		•		•		•		•		•		•		•		•		•		•

☛ Continues at next page





Service Circular

2005 Scheduled Maintenance Intervals

Date: September 26, 2005

Number: VMS-05-12

2.8 Liter Engine (cont'd):

Miles (in thousands)	5	10	15	20	25	30	35	40	45	50	55	60	65	70	75	80	85	90	95	100
Kilometers (in thousands)	8	16	24	32	40	48	56	64	72	80	88	96	104	112	120	128	136	144	152	160
Automatic transmission/final drive: check ATF; check oil level and for leaks; add if necessary								•								•				
Front axle: check dust seals on ball joints and tie rod ends; check tie rods				•				•				•				•				•
Tire pressure monitoring system sensors: check battery charge, replace wheel electronics and aluminum valve if necessary (<i>Where applicable</i>)		•		•		•		•		•		•		•		•		•		•
Headlights: check & adjust if necessary				•				•				•				•				•
Rear spoiler: lubricate (<i>New Beetle only</i>)		•		•		•		•		•		•		•		•		•		•
Timing belt: check												•				•				•
V-belt/ribbed belt: check tension; adjust if necessary								•								•				
Spark plugs: replace								•								•				
Air cleaner: replace filter								•								•				
Exhaust system: check for damage & leaks				•				•				•				•				•
Sunroof frame: clean and lubricate				•				•				•				•				•
Power steering: check fluid level								•								•				
Road Test: check kickdown, braking, steering, heating and ventilation, air conditioning, power accessories and electrical systems				•				•				•				•				•
Every 12 months, regardless of mileage (kilometers): Perform visual check on Airbag system.																				
Every 2 years, regardless of mileage (kilometers): Change brake fluid.																				



Service Circular

2005 Scheduled Maintenance Intervals


Date: September 26, 2005

Number: VMS-05-12

2.8 Liter VR6 Engine:

Miles (in thousands)	5	10	15	20	25	30	35	40	45	50	55	60	65	70	75	80	85	90	95	100
Kilometers (in thousands)	8	16	24	32	40	48	56	64	72	80	88	96	104	112	120	128	136	144	152	160
Engine: change engine oil and oil filter	•	•		•		•		•		•		•		•		•		•		•
Wiper blades: check								•								•				
Service interval display: Reset (<i>Where applicable</i>)	•	•		•		•		•		•		•		•		•		•		•
Windshield washer fluid: check level; add if necessary		•		•		•		•		•		•		•		•		•		•
Automatic shift lock: check operation including park/neutral position switch		•		•		•		•		•		•		•		•		•		•
Brake system: check for damage/leaks, brake pad thickness, brake fluid level		•		•		•		•		•		•		•		•		•		•
Wheels: rotate front to rear		•		•		•		•		•		•		•		•		•		•
Engine: check for leaks				•				•				•				•				•
Dust & pollen filter: replace (<i>Where applicable</i>)				•				•				•				•				•
Battery: check		•		•				•		•		•		•		•		•		•
Automatic transmission/final drive: check ATF; check oil level and for leaks; add if necessary								•				•				•				•
Cooling system: check coolant level; add if necessary				•				•				•				•				•
Automatic transmission: check for leaks				•				•				•				•				•
Tire pressure monitoring system sensors: check battery charge, replace wheel electronics and aluminum valve if necessary (<i>Where applicable</i>)		•		•		•		•		•		•		•		•		•		•
Tires/spare wheel: check condition and pressure				•				•				•				•				•
Manual transmission: check oil level; add if necessary; check for leaks				•				•				•				•				•
Drive shafts: check boots				•				•				•				•				•
On-Board Diagnostic system: check fault memory; erase if necessary				•				•				•				•				•

☛ Continues at next page





Service Circular

2005 Scheduled Maintenance Intervals

Date: September 26, 2005


Number: VMS-05-12

2.8 Liter VR6 Engine (cont'd):

Miles (in thousands)	5	10	15	20	25	30	35	40	45	50	55	60	65	70	75	80	85	90	95	100
Kilometers (in thousands)	8	16	24	32	40	48	56	64	72	80	88	96	104	112	120	128	136	144	152	160
Door check straps: lubricate				•				•				•				•				•
Tires: check tread depth and adjust pressure if necessary		•		•		•		•		•		•		•		•		•		•
Exhaust system: check for damage & leaks				•				•				•				•				•
Front axle: check dust seals on ball joints and tie rod ends; check tie rods				•				•				•				•				•
Headlights: check & adjust if necessary				•				•				•				•				•
Air cleaner: replace filter								•								•				
Sunroof frame: clean and lubricate				•				•				•				•				•
V-belt/ribbed belt: check								•								•				
Spark plugs: replace								•								•				
Power steering: check fluid level								•								•				
Road Test: check kickdown, braking, steering, heating and ventilation, air conditioning, power accessories and electrical systems				•				•				•				•				•

Every 12 months, regardless of mileage (kilometers): Perform visual check on Airbag system.

Every 2 years, regardless of mileage (kilometers): Change brake fluid.





Service Circular

2005 Scheduled Maintenance Intervals


Date: September 26, 2005

Number: VMS-05-12

3.2 Liter Engine

Miles (in thousands)	5	10	15	20	25	30	35	40	45	50	55	60	65	70	75	80	85	90	95	100
Kilometers (in thousands)	8	16	24	32	40	48	56	64	72	80	88	96	104	112	120	128	136	144	152	160
Engine: Change engine oil and oil filter (<i>Caution: for 6 cylinder engine use only oil fulfilling the VW 500 00, 501 01 or 502 00 specifications</i>)	•	•		•		•		•		•		•		•		•		•		•
Engine: Check for leaks				•				•				•				•				•
Service interval display: Reset (<i>Where applicable</i>)	•	•		•		•		•		•		•		•		•		•		•
Exhaust system: Check for damage or leaks				•				•				•				•				•
Battery: Check battery voltage (12.5v) (<i>Recharge if necessary</i>)		•		•		•		•		•		•		•		•		•		•
Door check straps: Lubricate				•				•				•				•				•
Wiper blades: check								•								•				
Windshield washer fluid: Check level; add if necessary		•		•		•		•		•		•		•		•		•		•
Dust & pollen filter: Replace (<i>Where applicable</i>)				•				•				•				•				•
Automatic shift lock: Check operation including park/neutral/safety switch		•		•		•		•		•		•		•		•		•		•
Automatic transmission: Check for leaks				•				•				•				•				•
Manual transmission: Check oil level; add if necessary; check for leaks				•				•				•				•				•
Tires/spare wheel: Check condition and pressure				•				•				•				•				•
Tires: check tread depth and adjust pressure if necessary		•		•		•		•		•		•		•		•		•		•
Tire pressure monitoring system sensors: check battery charge, replace wheel electronics and aluminum valve if necessary (<i>Where applicable</i>)		•		•		•		•		•		•		•		•		•		•
Wheels: Rotate front to rear		•		•		•		•		•		•		•		•		•		•

☛ Continues at next page






Service Circular

2005 Scheduled Maintenance Intervals

Date: September 26, 2005

Number: VMS-05-12

3.2 Liter Engine (cont.)																				
Miles (in thousands)	5	10	15	20	25	30	35	40	45	50	55	60	65	70	75	80	85	90	95	100
Kilometers (in thousands)	8	16	24	32	40	48	56	64	72	80	88	96	104	112	120	128	136	144	152	160
Drive shafts: Check boots				•				•				•				•				•
On-Board Diagnostic system: Check fault memory; purge if necessary				•				•				•				•				•
Brake system: Check for damage/leaks, brake pad thickness, brake fluid level		•		•		•		•		•		•		•		•		•		•
Cooling system: Check coolant level; add if necessary				•				•				•				•				•
Automatic transmission: Check ATF				•				•				•				•				•
Front axle: Check dust seals on ball joints and tie rod ends; check tie rods				•				•				•				•				•
Air cleaner: Replace filter								•								•				
Headlights: Check & adjust if necessary				•				•				•				•				•
Interior/Exterior lights: Check function								•								•				
Sunroof frame: Clean and lubricate				•				•				•				•				•
Power steering: Check fluid level				•				•				•				•				•
Spark plugs: Replace <i>(Except Touareg V8)</i>								•								•				
Air suspension: Check for damage or leaks								•								•				
Underbody: Check for damage								•								•				
V-belt/ribbed belt: Check; adjust if necessary								•								•				
Every 12 months, regardless of mileage (kilometers): Perform visual check on Airbag system.																				
Every 2 years, regardless of mileage (kilometers): Change brake fluid.																				





Service Circular

2005 Scheduled Maintenance Intervals

Date: September 26, 2005
Number: VMS-05-12

4.0 Liter W8 Engine:

Miles (in thousands)	5	10	15	20	25	30	35	40	45	50	55	60	65	70	75	80	85	90	95	100
Kilometers (in thousands)	8	16	24	32	40	48	56	64	72	80	88	96	104	112	120	128	136	144	152	160
Engine: change engine oil and oil filter	•	•		•		•		•		•		•		•		•		•		•
Engine: check for leaks				•				•				•				•				•
Service interval display: Reset (<i>Where applicable</i>)	•	•		•		•		•		•		•		•		•		•		•
Door check straps: lubricate				•				•				•				•				•
Dust & pollen filter: replace (<i>Where applicable</i>)				•				•				•				•				•
Wipers: check								•								•				•
Windshield washer fluid: check level; add if necessary		•		•		•		•		•		•		•		•		•		•
Automatic transmission: check for leaks				•				•				•				•				•
Automatic shift lock: check operation including park/neutral position switch		•		•		•		•		•		•		•		•		•		•
Automatic transmission: check ATF								•								•				•
Manual transmission: check oil level; add if necessary; check for leaks				•				•				•				•				•
Drive shafts: check boots				•				•				•				•				•
Wheels: rotate front to rear		•		•		•		•		•		•		•		•		•		•
Tires: check tread depth and adjust pressure if necessary		•		•		•		•		•		•		•		•		•		•
Tire pressure monitoring system sensors: check battery charge, replace wheel electronics and aluminum valve if necessary (<i>Where applicable</i>)		•		•		•		•		•		•		•		•		•		•
Tires/spare wheel: check condition and pressure				•				•				•				•				•
Brake system: check for damage/leaks, brake pad thickness, brake fluid level		•		•		•		•		•		•		•		•		•		•
On-Board Diagnostic system: check fault memory; erase if necessary				•				•				•				•				•

☛ Continues at next page



Service Circular

2005 Scheduled Maintenance Intervals

Date: September 26, 2005

Number: VMS-05-12

4.0 Liter W8 Engine (cont'd):

Miles (in thousands)	5	10	15	20	25	30	35	40	45	50	55	60	65	70	75	80	85	90	95	100
Kilometers (in thousands)	8	16	24	32	40	48	56	64	72	80	88	96	104	112	120	128	136	144	152	160
Automatic transmission final drive: check oil level and for leaks; add if necessary								•				•				•				•
Cooling system: check coolant level; add if necessary				•				•				•				•				•
Front axle: check dust seals on ball joints and tie rod ends; check tie rods				•				•				•				•				•
Battery: check				•				•				•				•				•
Headlights: check & adjust if necessary				•				•				•				•				•
Exhaust system: check for damage & leaks				•				•				•				•				•
Sunroof frame: clean and lubricate				•				•				•				•				•
V-belt/ribbed belt: check								•								•				
Spark plugs: replace								•								•				
Air cleaner: replace filter								•								•				
Power steering: check fluid level								•								•				
Road Test: check kickdown, braking, steering, heating and ventilation, air conditioning, power accessories and electrical systems				•				•				•				•				•

Every 12 months, regardless of mileage (kilometers): Perform visual check on Airbag system.

Every 2 years, regardless of mileage (kilometers): Change brake fluid.



Service Circular

2005 Scheduled Maintenance Intervals

Date: September 26, 2005

Number: VMS-05-12

4.2 Liter Engine

Miles (in thousands)	5	10	15	20	25	30	35	40	45	50	55	60	65	70	75	80	85	90	95	100
Kilometers (in thousands)	8	16	24	32	40	48	56	64	72	80	88	96	104	112	120	128	136	144	152	160
Engine: Change engine oil and oil filter (<i>Caution: for 8 cylinder engine use only oil fulfilling the VW 500 00, 501 01 or 502 00 specifications</i>)	•	•		•		•		•		•		•		•		•		•		•
Engine: Check for leaks				•				•				•				•				•
Service interval display: Reset (<i>Where applicable</i>)	•	•		•		•		•		•		•		•		•		•		•
Exhaust system: Check for damage or leaks				•				•				•				•				•
Battery: Check battery voltage (12.5v) (<i>Recharge if necessary</i>)		•		•		•		•		•		•		•		•		•		•
Door check straps: Lubricate				•				•				•				•				•
Wipers: check								•								•				
Windshield washer fluid: Check level; add if necessary		•		•		•		•		•		•		•		•		•		•
Dust & pollen filter: Replace (<i>Where applicable</i>)				•				•				•				•				•
Automatic shift lock: Check operation including park/neutral/safety switch		•		•		•		•		•		•		•		•		•		•
Automatic transmission: Check for leaks				•				•				•				•				•
Manual transmission: Check oil level; add if necessary; check for leaks (<i>Where applicable</i>)				•				•				•				•				•
Tire pressure monitoring system sensors: check battery charge, replace wheel electronics and aluminum valve if necessary (<i>Where applicable</i>)		•		•		•		•		•		•		•		•		•		•
Tires: check tread depth and adjust pressure if necessary		•		•		•		•		•		•		•		•		•		•
Tires/spare wheel: Check condition and pressure				•				•				•				•				•
Wheels: Rotate front to rear		•		•		•		•		•		•		•		•		•		•

Continues at next page

