

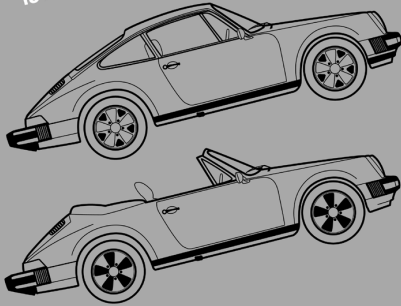


Bentley Publishers
established 1950
Information that makes the difference.®

Available December 2000

Porsche 911 SC

Service Manual Coupe, Targa and Cabriolet 1978, 1979, 1980, 1981, 1982, 1983



Bentley Publishers

www.BentleyPublishers.com

Porsche 911 SC Service Manual: 1978-1983 Coupe, Targa and Cabriolet

Retail Price: \$119.95

Bentley Stock No. P983

ISBN 0-8376-0290-4

672 pages


over 1100 photographs, illustrations, and diagrams

Softcover, 8-3/8" by 11"

Bentley Publishers is proud to announce the publication of the **Porsche SC Service Manual: 1978-1983**. Bentley service manuals provide the highest level of clarity and completeness for professional technicians, do-it-yourselfers, and enthusiasts. If you're looking for better understanding of your Porsche 911 SC, look no further than Bentley.

Features:

- Maintenance procedures for everything from changing the oil in the 11-quart dry-sump lubrication system to adjusting front wheel bearing play. This manual tells you what to do and how and when to do it.
- Illustrated engine disassembly and rebuilding, including camshaft, timing chain, and timing chain tensioner replacement with the engine in or out of the car.
- Dry-sump lubrication system repair and diagnosis, including replacing leaky oil return tubes with the engine installed.
- Porsche SC-specific driveability problems, including explanation of the Bosch Continuous Injection System (CIS) and Capacitor Discharge Ignition (CDI).
- Complete overhaul of the 915 transmission, including replacing the synchronizer "dog" teeth.
- Complete clutch service, including clutch cable replacement.
- Brake, steering and suspension system maintenance, troubleshooting, and repair, including torsion bar setup and adjustment.
- Heating and air conditioning repair, including A/C component replacement.
- Body adjustments and repairs.
- Electrical system diagnosis and fault finding, with an easy-to-use illustrated component locator section.
- Wiring schematics for all circuits, including power distribution, grounds, early and late oxygen sensor control systems, CIS fuel injection, CDI ignition system, and more.



Step by step instruction with detailed photographs of transmission disassembly and assembly. **340 Manual Transmission—Controls and Case, page 340-15**

Models covered:


- 911 SC Coupe
- 911 SC Targa
- 911 SC Cabriolet

Engine covered:

3.0 liter, air-cooled, 6-cylinder

Transmission covered:

915 (5-speed, with cable-operated clutch)



Detailed illustrations for each repair procedure, including use of special tools. Cylinder installation procedure shown using piston ring compressor. **102 Engine Disassembly and Assembly, page 102-28**

www.BentleyPublishers.com • email: sales@BentleyPublishers.com

Bentley Publishers, Robert Bentley, Inc., 1734 Massachusetts Avenue, Cambridge, MA 02138-1804 USA

Tel: 617-547-4170 • Toll Free: 800-423-4595 • Fax: 617-876-9235